

**TECHNICAL MANUAL**

**ORGANIZATIONAL, DIRECT SUPPORT AND  
GENERAL SUPPORT MAINTENANCE REPAIR PARTS  
AND SPECIAL TOOLS LIST (INCLUDING DEPOT  
MAINTENANCE REPAIR PARTS  
AND SPECIAL TOOLS)**

**PUMP, CENTRIFUGAL: SELF-PRIMING, DIESEL-  
ENGINE DRIVEN, WHEEL MOUNTED, 6 INCH,  
1500 GPM AT 60 FOOT HEAD  
(MODEL US90 CCD-1)  
NSN 4320-00-490-1859**

---

**HEADQUARTERS, DEPARTMENT OF THE ARMY**

**5 JULY 1985**

CHANGE  
NO. 1

HEADQUARTERS  
DEPARTMENT OF THE ARMY  
WASHINGTON, D.C., 30 April 1995

**ORGANIZATIONAL, DIRECT SUPPORT AND  
GENERAL SUPPORT MAINTENANCE  
REPAIR PARTS AND SPECIAL TOOLS LIST  
(INCLUDING DEPOT MAINTENANCE REPAIR PARTS AND SPECIAL TOOLS)**

**PUMP, CENTRIFUGAL: SELF-PRIMING, DIESEL-ENGINE-DRIVEN,  
WHEEL MOUNTED, 6 INCH, 1500 GPM AT 60 FOOT HEAD  
(MODEL US90 CCD-1)  
NSN 4320-00-490-1859**

DISTRIBUTION STATEMENT A: Approved for public release; distribution is unlimited

TM 5-4320-300-24P, 5 July 1985, is changed as follows:

1. Remove and insert pages as indicated below. New or changed text material is indicated by a vertical bar in the margin. An illustration change is indicated by a miniature pointing hand.

Remove pages  
i/(ii blank)  
37-1 and Figure 38  
49-1 through Figure 51  
I-1 and I-2  
I-9 and I-10  
I-21 and I-22

Insert pages  
i/(ii blank)  
37-1 and Figure 38  
49-1 through Figure 51  
I-1 and I-2  
I-9 and I-10  
I-21 and I-22

2. Retain this sheet in front of manual for reference purposes.

**By Order of the Secretary of the Army:**

Official

JOEL B. HUDSON  
*Acting Administrative Assistant to the  
Secretary of the Army*  
00110

GORDON R. SULLIVAN  
*General, United States Army  
Chief of Staff*

DISTRIBUTION:

To be distributed in accordance with DA Form 12-25-E, block no. 1409, requirements for TM 5-4320-300-24P.

**ORGANIZATIONAL, DIRECT SUPPORT AND  
GENERAL SUPPORT MAINTENANCE  
REPAIR PARTS AND SPECIAL TOOLS LIST  
(INCLUDING DEPOT MAINTENANCE REPAIR PARTS AND SPECIAL TOOLS)**

**PUMP, CENTRIFUGAL: SELF-PRIMING, DIESEL-ENGINE-DRIVEN,  
WHEEL MOUNTED, 6 INCH, 1500 GPM AT 60 FOOT HEAD  
(MODEL US90 CCD-1)  
NSN 4320-00-490-1859**

Current as of 15 January 1985

**REPORTING ERRORS AND RECOMMENDING IMPROVEMENTS**

You can help improve this manual. If you find any mistake or if you know of a way to improve the procedures, please let us know. Mail your letter, DA Form 2028 (Recommended Changes to Publications and Blank Forms), or DA Form 2028-2 located in the back of this manual direct to: Commander, US Army Aviation and Troop Command. ATTN: AMSAT-I-MP, 4300 Goodfellow Blvd., St. Louis, MO 63120-1798. A reply will be furnished directly to you.

**DISTRIBUTION STATEMENT A: Approved for public release; distribution is unlimited**

**TABLE OF CONTENTS**

		Page	Illus Figure
Section	I. INTRODUCTION .....	1	
	II. REPAIR PARTS LIST .....	1-1	
Group	01 Air cleaner.....	1-1	1
	02 Exhaust system.....	2-1	2
	03 Electrical system .....	3-1	3
	04 Fuel system .....	9-1	9
	05 Engine assembly.....	25-1	25
	06 Pump assembly .....	57-1	57
	07 Control panel assembly.....	63-1	63
	08 Trailer assembly.....	65-1	65
Section	III. SPECIAL TOOLS LIST (not applicable) .....		
	IV. NATIONAL STOCK NUMBERS AND PART NUMBER INDEX.....	I-1	

**ORGANIZATIONAL, DIRECT SUPPORT AND  
GENERAL SUPPORT MAINTENANCE  
REPAIR PARTS AND SPECIAL TOOLS LIST**

**Section I. INTRODUCTION**

**1. SCOPE.** This RPSTL Lists and authorizes spares and repair parts; special tools; special test, measurement, and diagnostic equipment (TMDE); and other special support equipment required for performance of organizational, direct support and general support maintenance of the Centrifugal Pump. It authorizes the requisitioning, issue, and disposition of spares, repair parts and special tools as indicated by the source, maintenance and recoverability (SMR) codes.

**2. GENERAL.** In addition to this section, Introduction, this Repair Parts and Special Tools List is divided into the following sections.

a. *Section II. Repair Parts List.* A list of spares and repair parts authorized by this RPSTL for use in the performance of maintenance. The list also includes parts which must be removed for replacement of the authorized parts. Parts lists are composed of functional groups in ascending alphanumeric sequence, with the parts in each group listed in ascending figure and item number sequence. Bulk materials are in item name sequence. Repair parts kits are listed separately in their own functional group within Section II. Repair parts for repairable special tools are also listed in this section. Items listed are shown on the associated illustration(s)/figures(s).

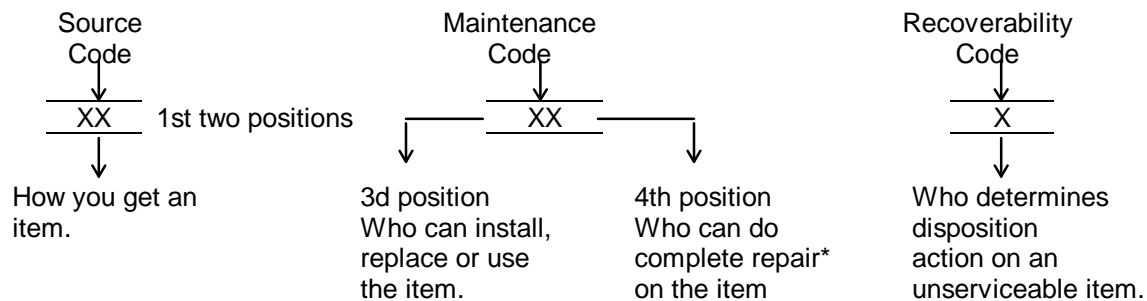
b. *Section III. Special Tools List.* A list of special tools, special TMDE, and other special support equipment authorized by this RPSTL (as indicated by Basis of Issue (BOI) information in DESCRIPTION AND USABLE ON CODE column) for the performance of maintenance.

c. *Section IV. National Stock Number and Part Number Index.* A lists, in National item identification number (NIIN) sequence, of all National stock numbered items appearing in the listing, followed by a list in alphanumeric sequence of all part numbers appearing in the listing. National stock numbers and part numbers are cross-referenced to each illustration figure and item number appearance.

**3. EXPLANATION OF COLUMNS (Sections II and III).**

a. *ITEM NO. (Column (1)).* Indicates the number used to identify items called out in the illustration.

b. *SMR CODE (Column (2)).* The Source, Maintenance, and Recoverability (SMR) code is a 5-position code containing supply/requisitioning information, maintenance category authorization criteria, and disposition instruction, as shown in the following breakout:



\*Complete Repair: Maintenance capacity, capability, and authority to perform all corrective maintenance tasks of the "Repair" function in a use/user environment in order to restore serviceability to a failed item.

(1) Source Code. The source code tells you how to get an item needed for maintenance, repair, or overhaul of an end item/equipment. Explanations of source codes follows:

Code	Explanation
PA PB PC** PD PE PF PG	<p>Stocked items; use the applicable NSN to request(requisition items with these source codes. They are authorized to the category indicated by the code entered in the 3rd position of the SMR code.</p> <p>**NOTE: Items coded PC are subject to deterioration.</p>
KD KF KB	<p>Items with these codes are not to be requested/requisitioned individually. They re part of a kit which is authorized to the maintenance category indicated in the 3rd position of the SMR code. The complete kit must be requisitioned and applied.</p>
MO- (Made at Unit/AVUM Level) MF- (Made at DS/AVUM Level) MH- (Made at GS Level) ML- (Made at Specialized Repair Activity (SRA)) MD- (Made at Depot)	<p>Items with these codes are not to be requested/requisitioned individually. They must be made from bulk material which is identified by the part number in the DESCRIPTION and USABLE ON CODE (UOC) column and listed in the Bulk Material group of the repair parts list in this RPSTL. H the item is authorized to you by the 3rd position code of the SMR code, but the source code indicates it is made at a higher level, order the item from the higher level of maintenance.</p>
AO- (Assembled by Unit/AVUM Level) AF- (Assembled by DS/AVIM Level) AH- (Assembled by GS Category) AL- (Assembled by SRA) AD- (Assembled by Depot)	<p>Items with these codes are not to be requested/requisitioned individually. The puts that make up the assembled item must be requisitioned or fabricated and assembled at the level of maintenance indicated by the source code. If the 3rd position code of the SMR code authorizes you to replace the item, but the source code indicates the items are assembled at a higher level, order the item from the higher level of maintenance.</p>
XA-	Do not requisition "XA"-coded item. Order its next higher assembly. (Refer to the NOTE below.)
XB-	If an UXB" item is not available from salvage, order it using the CAGEC and part number given.
XC-	Installation drawing, diagram, instruction sheet, field service drawing, that is identified manufacturer's part number.
XD-	Item is not stocked. Order an XD"-coded item through normal supply channels using the CAGEC and part number given, if no NSN is available.

**NOTE**

Cannibalization or controlled exchange, when authorized, may be used as a source of supply for items with the above source codes, except for those source coded "XA" or those aircraft support items restricted by requirements of AR 700-42.

(2) Maintenance Code. Maintenance codes tells you the level(s) of maintenance authorized to USE and REPAIR support items. The maintenance codes are entered in the third and fourth positions of the SMR Code as follows:

(a) The maintenance code entered in the third position tells you the lowest maintenance level authorized to remove, replace, and use an item. The maintenance code entered in the third position will indicate authorization to one of the following levels of maintenance.

Code	Application/Explanation
C	-Crew or operator maintenance done within organizational or aviation unit maintenance.
O	-Organizational or aviation unit category can remove, replace, and use the item.
F	-Direct support or aviation intermediate level can remove, replace, and use the item.
H	-General support level can remove, replace, and use the item.
L	-Specialized repair activity can remove, replace, and use the item.
D	-Depot level can remove, replace, and use the item.

(b) The maintenance code entered in the fourth position tells whether or not the item is to be repaired and identifies the lowest maintenance level with the capability to do complete repair (i.e., perform all authorized repair functions.) (NOTE: Some limited repair may be done on the item at a lower level of maintenance, if authorized by the Maintenance Allocation Chart (MAC) and SMR codes.) This position will contain one of the following maintenance codes.

Codes	Application/Explanation
O	-Organizational or (aviation unit) is the lowest level that can do complete repair of the item.
F	-Direct support or aviation intermediate is the lowest level that can do complete repair of the item.
H	-General support is the lowest level that can do complete repair of the item.
L	-Specialized repair activity (designate the specialized repair activity) is the lowest level that can do complete repair of the item.
D	-Depot is the lowest level that can do complete repair of the item.
Z	-Nonreparable. No repair is authorized.
B	-No repair is authorized. (No parts or special tools are authorized for the maintenance of a "B" coded item). However, the item may be reconditioned by adjusting, lubricating, etc., at the user level.

(3) *Recoverability Code.* Recoverability codes are assigned to items to indicate the disposition action on unserviceable items. The recoverability code is entered in the fifth position of the SMR Code as follows.

Recoverability Codes	Application/Explanation
Z	-Nonreparable item. When unserviceable, condemn and dispose of the item at the level of maintenance shown in 3d position of SMR Code.

Recoverability Codes	Application/Explanation
O	-Reparable item. When uneconomically reparable, condemn and dispose of the item at organizational or aviation unit level.
F	-Reparable item. When uneconomically reparable, condemn and dispose of the item at the direct support or aviation intermediate level.
H	-Reparable item. When uneconomically unreparable, condemn and dispose of the item at the general support level.
D	-Reparable item. When beyond lower level repair capability, return to depot. Condemnation and disposal of item not authorized below depot level.
L	-Reparable item. Condemnation and disposal not authorized below specialized repair activity (SRA).
A	-Item requires special handling or condemnation procedures because of specific reasons (e.g., precious metal content, high dollar value, critical material, or hazardous material). Refer to appropriate manuals/directives for specific instructions.

c. *FSCM (Column (3))*. The Federal Supply Code for Manufacturer (FSCM) is a 5-digit numeric code which is used to identify the manufacturer, distributor, or Government agency, etc., that supplies the item.

d. *PART NUMBER (Column (4))*. Indicates the primary number used by the manufacturer, (individual, company, firm, corporation, or Government activity), which controls the design and characteristics of the item by means of its engineering drawings, specifications standards, and inspection requirements to identify an item or range of items.

**NOTE**

When you use a NSN to requisition an item, the item you receive may have a different part number from the part ordered.

- e. *DESCRIPTION AND USABLE ON CODE (UOC) (Column (5))*. This column includes the following information:
- (1) The Federal item name and, when required, a minimum description to identify the item.
  - (2) The physical security classification of the item is indicated by the parenthetical entry, e.g., Phy Sec C1 - Confidential, Phy Sec C1 (S) - Secret, Phy Sec C1 (T) - Top Secret.
  - (3) Items that are included in kits and sets are listed below the name of the kit or set.
  - (4) Spare/repair parts that make up an assembled item are listed immediately following the assembled item line entry.
  - (5) Part numbers for bulk materials are referenced in this column in the line item entry for the item to be manufactured/fabricated.
  - (6) When the item is not used with all serial numbers of the same model, the effective serial numbers are shown on the last line(s) of the description (before UOC).
  - (7) The usable on code, when applicable (see paragraph 5, Special Information).

(8) In the Special Tools List section, the basis of issue (BOI) appears as the last line(s) in the entry for each special tool, special TMDE, and other special support equipment. When density of equipments supported exceed density spread indicated in the basis of issue, the total authorization is increased proportionately.

(9) The statement "END OF FIGURE" appears just below the last item description in Column 5 for a given figure in both Section II and Section III.

f. *QTY (Column (6)).* The QTY (quantity per figure column) indicates the quantity of the item used in the breakout shown on the illustration figure, which is prepared for a functional group, subfunctional group, or an assembly. A "V" appearing in this column in lieu of a quantity indicates that the quantity is variable and the quantity may vary from application to application.

**4. EXPLANATION OF COLUMNS (SECTION IV).**

a. *NATIONAL STOCK NUMBER (NSN) INDEX.*

(1) *STOCK NUMBER column.* This column lists the NSN by National item identification number (NIIN) sequence. The NIIN consists of the last nine digits of the NSN (i.e., 5305-01-574-1467). When using this column to locate an item, ignore the first 4 digits of the NSN. However, the complete NSN should be used when ordering items by stock number.

(2) *FIG. column.* This column lists the number of the figure where the item is identified/located. The figures are in numerical order in Section II and Section III.

(3) *ITEM column.* The item number identifies the item associated with the figure listed in the adjacent FIG. column. This item is also identified by the NSN listed on the same line.

b. *PART NUMBER INDEX.* Part numbers in this index are listed by part number in ascending alphanumeric sequence (i.e., vertical arrangement of letter and number combination which places the first letter or digit of each group in order A through Z, followed by the numbers 0 through 9 and each following letter or digit in like order).

(1) *FSCM column.* The Federal Supply Code for Manufacturer (FSCM) is a 5-digit number code used to identify the manufacturer, distributor, or Government agency, etc., that supplies the item.

(2) *PART NUMBER column.* Indicates the primary number used by the manufacturer (individual, firm, corporation, or Government activity), which controls the design and characteristics of the item by means of its engineering drawings, specifications standards, and inspection requirements to identify an item or range of items.

(3) *STOCK NUMBER column.* This column lists the NSN for the associated part number and manufacturer identified in the PART NUMBER and FSCM columns to the left.

(4) *FIG. column.* This column lists the number of the figure where the item is identified/located in Sections II and III.

(5) *ITEM column.* The item number is that number assigned to the item as it appears in the figure referenced in adjacent figure number column.

**5. SPECIAL INFORMATION.**

a. *Usable On Code.* The usable on code appears in the lower left corner of the Description column heading. Usable on codes are shown as "UOC: ....." in the Description Column (justified left) on the first line applicable item description/nomenclature. Uncoded items are applicable to all models.



b. *Associated Publications.* The publication listed below pertains to the Centrifugal Pump and its components.

<i>Publication</i>	<i>Short Title</i>
TM 5-4320-300-14	Centrifugal Pump, 1500 GPM
DMWR 5-4320-300	Centrifugal Pump, 1500 GPM

## 6. HOW TO LOCATE REPAIR PARTS.

a. *When National Stock Number or Part Number is NOT Known.*

(1) *First.* Using the table of contents, determine the assembly group or subassembly group to which the item belongs. This is necessary since figures are prepared for assembly groups and subassembly groups, and listings, are divided into the same groups.

(2) *Second.* Find the figure covering the assembly group or subassembly group to which the item belongs.

(3) *Third.* Identify the item on the figure and note the item number.

(4) *Fourth.* Refer to the Repair Parts List for the figure to find the part number for the item number noted on the figure.

(5) *Fifth.* Refer to the Part Number Index to find the NSN, if assigned.

b. *When National Stock Number or Part Number is Known.*

(1) *First.* Using the Index of National Stock Numbers and Part Numbers, find the pertinent National Stock Number or Part Number. The NSN index is in National Item Identification Number (NIIN) sequence (see 4a(1)). The part numbers in the Part Number index are listed in ascending alphanumeric sequence (see paragraph 4b). Both indexes cross-reference you to the illustration figure and item number of the item you are looking for.

(2) *Second.* After finding the figure and item number, verify that the item is the one you are looking for, then locate the item number in the repair parts list for the figure.

7. **ABBREVIATIONS.** Abbreviations used in this manual are listed in MIL-STD-12.

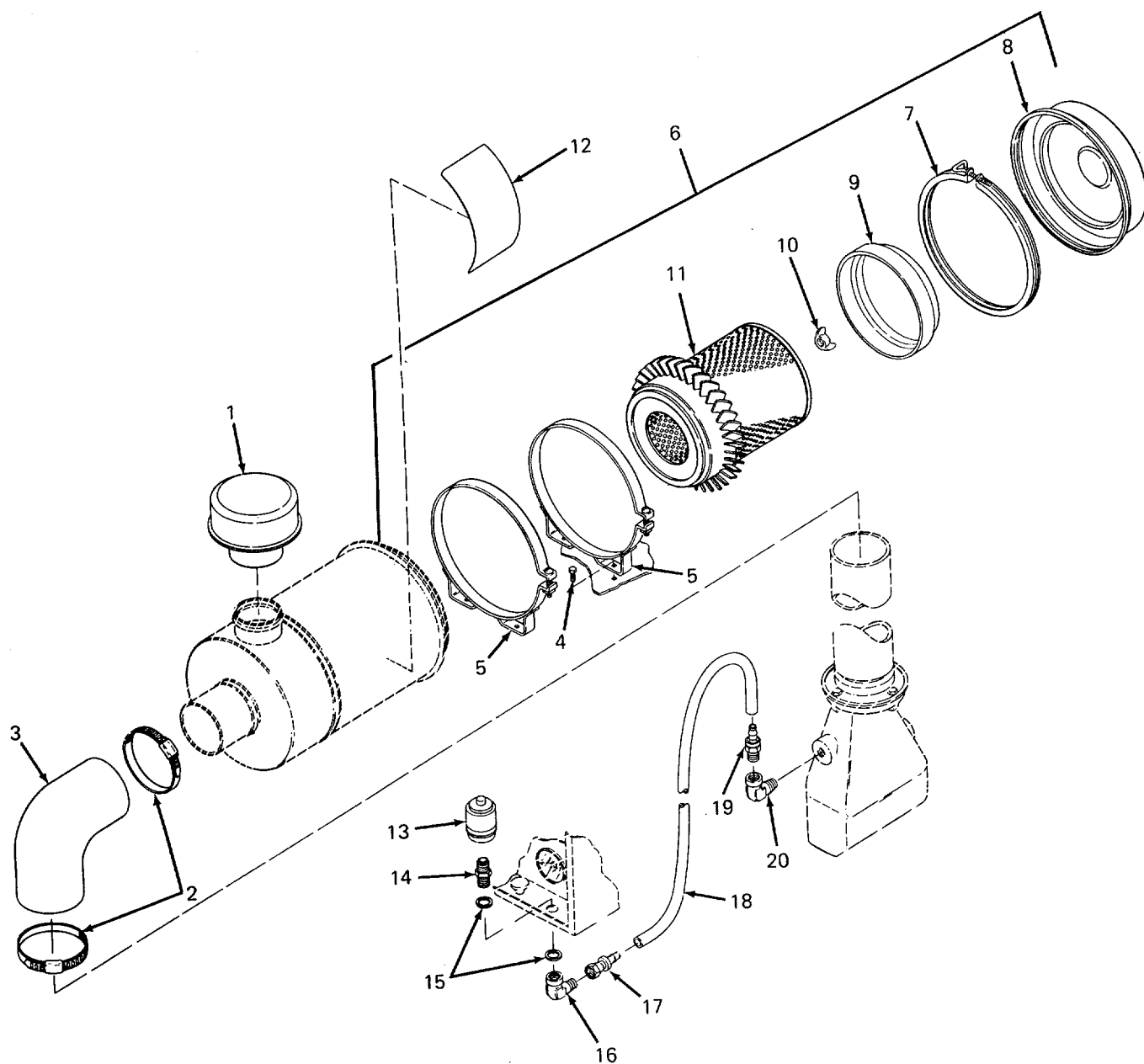


Figure 1. Air Cleaner Assembly

## SECTION II

TM 5-4320-300-24P

(1) ITEM NO.	(2) SMR CODE	(3) FSCM	(4) PART NO.	(5) DESCRIPTION AND USABLE ON CODES (UOC)	(6) QTY
				GROUP 01 AIR CLEANER	
				FIG. 1 AIR CLEANER ASSEMBLY	
1	PAOZZ	96906	MS51389-5	.CAP, AIR CLEANER INTAKE .....	1
2	PAOZZ	96906	MS35842-14	.CLAMP, HOSE .....	2
3	PAOZZ	18265	P10-5532	.HOSE, PREFORMED.....	1
4	PAOZZ	96906	MS90725-58	.SCREW, CAP, HEXAGON HEAD.....	4
5	PAOZZ	18265	P00-4307	.CLAMP, LOOP .....	2
6	PAOZZ	81361	D68-13-1790	.AIR CLEANER, INTAKE .....	1
7	PAOZZ	18265	P3951	.CLAMP, LOOP .....	1
8	XDOZZ	18265	P103113	.END CAP.....	1
9	XDOZZ	18625	P10-2980	..BAFFLE.....	1
10	PAOZZ	18265	P10-2144	..NUT, PLAIN, WING .....	1
11	PAOZZ	18265	P10-1246	..FILTERELEMENT, INTAKE .....	1
12	XBOZZ	18265	P10-7781	..LABEL .....	1
13	XDOZZ	18265	RAX00-2352	.INDICATOR.....	1
14	XDOZZ	05748	03260	.NIPPLE.....	1
15	PAOZZ	96906	MS9549-15	.WASHER, FLAT .....	2
16	XDOZZ	72582	127887	.ELBOW .....	1
17	PAOZZ	87373	30682-4-4	.ADAPTER, STRAIGHT .....	1
18	XDOZZ	81348	J517TABLE6 HOSE 10 OR 6	.HOSE, NONMETALLIC .....	1
19	PAOZZ	87373	30182-4-4	.PUSH LOCK.....	1
20	XDOZZ	91340	0001284	.ELBOW, PIPE .....	1
				END OF FIGURE	

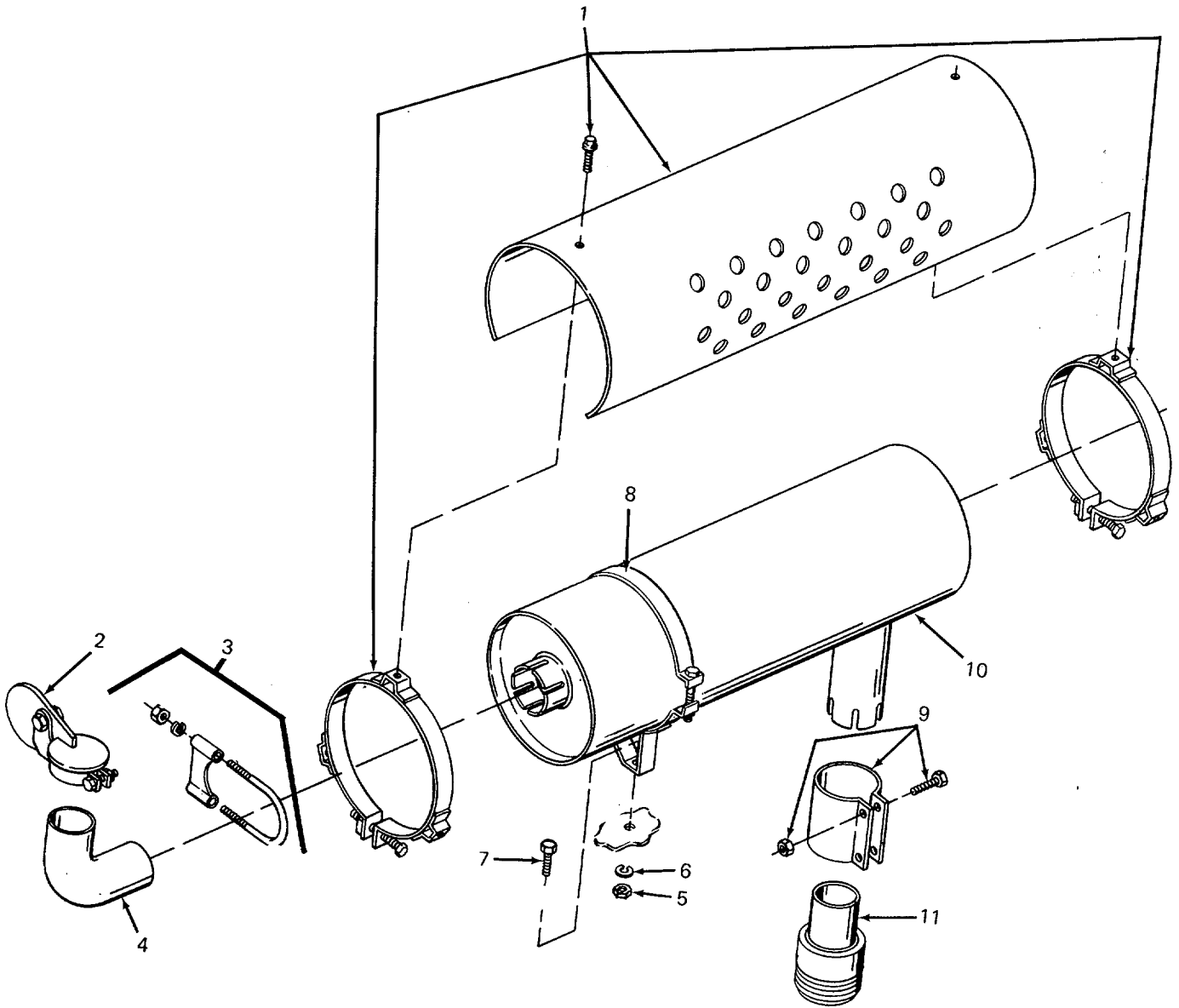


Figure 2. Exhaust Heat shield, Weather Cap, Exhaust Pipe, Muffler, Exhaust Manifold Pipe

SECTION II

TM 5-4320-300-24P

(1) ITEM NO.	(2) SMR CODE	(3) FSCM	(4) PART NO.	(5) DESCRIPTION AND USABLE ON CODES (UOC)	(6) QTY
GROUP 02 EXHAUST SYSTEM					
FIG. 2 EXHAUST HEAT SHIELD, WEATHER CAP, EXHAUST PIPE, MUFFLER, EXHAUST MANIFOLD PIPE					
1	XDOZZ	01652	SP1385	.SHIELD ASSEMBLY.....	1
2	XDOZZ	81859	11009	.CAP, WEATHER .....	1
3	PAOZZ	03677	LT1-56	.CLAMP, LOOP .....	1
4	XDOZZ	18265	P20-1422	.PIPE .....	1
5	PAOZZ	93334	120376	.NUT, PLAIN, HEXAGON .....	2
6	PAOZZ	96906	MS35338-45	.WASHER, LOCK.....	2
7	PAOZZ	05748	02217	.SCREW, CAP, HEXAGON HEAD.....	2
8	PAOZZ	18265	P00-4307	.CLAMP, LOOP .....	1
9	PAOZZ	18265	KYX00-4478	.CLAMP, REPAIR, PIPE .....	1
10	XDOZZ	18265	MAM08-50901	.MUFFLER.....	1
11	XDOZZ	18265	P20-0552	.ADAPTER.....	1
END OF FIGURE					

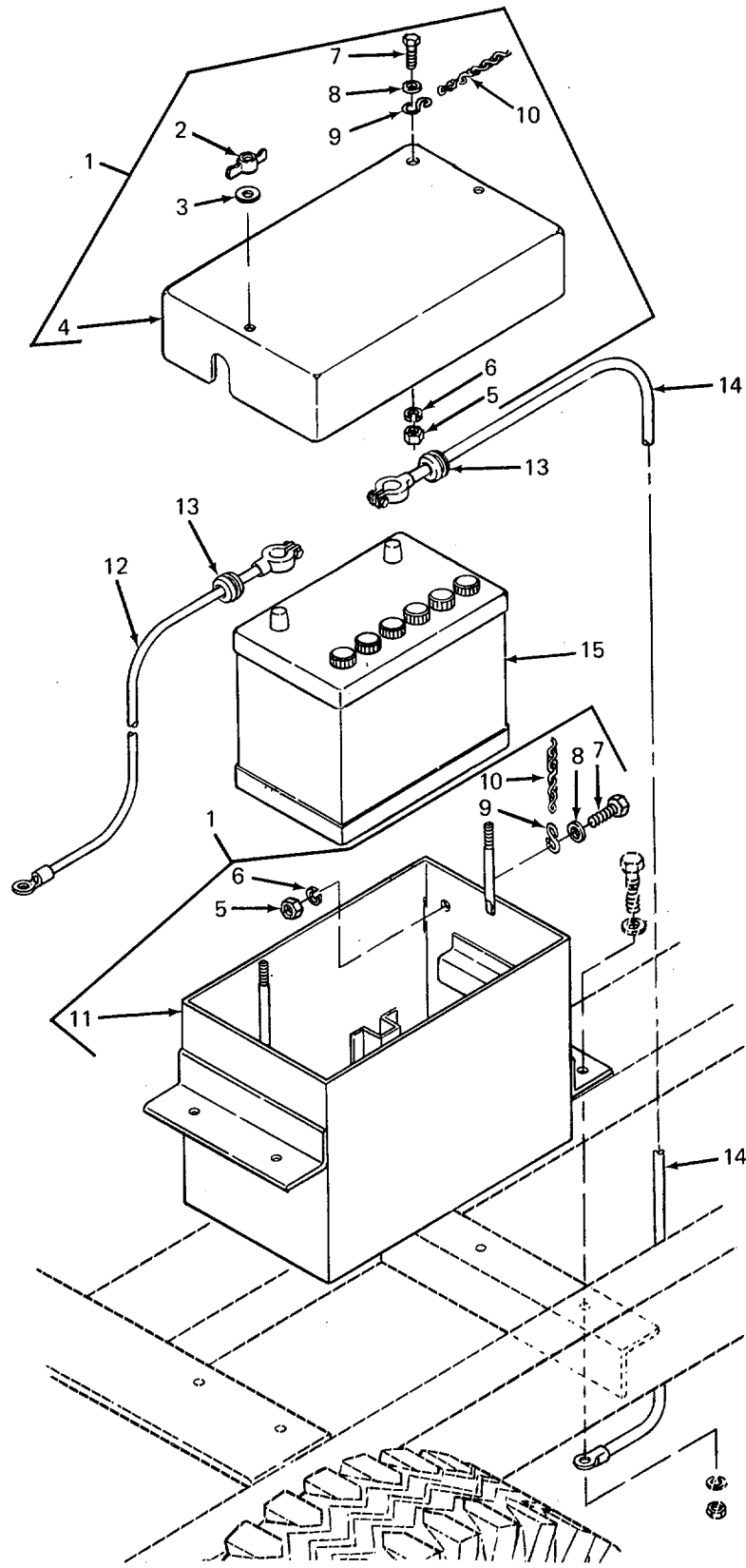


Figure 3. Battery Box and Cover, Battery and Cables

## SECTION II

TM 5-4320-300-24P

(1) ITEM NO.	(2) SMR CODE	(3) FSCM	(4) PART NO.	(5) DESCRIPTION AND USABLE ON CODES (UOC)	(6) QTY
				GROUP 03 ELECTRICAL SYSTEM	
				FIG. 3 BATTERY BOX AND COVER, BATTERY AND CABLES	
1	XDOZZ	05748	72461SA	.BOX ASSEMBLY, BATTERY.....	1
2	XDOZZ	05748	57098	..NUT, PLAIN, WING.....	2
3	PAOZZ	96906	MS27183-12	..WASHER, FLAT.....	2
4	XDOZZ	05748	72462SA	..COVER.....	1
5	PAOZZ	96906	MS51967-2	..NUT, PLAIN, HEXAGON.....	2
6	PAOZZ	96906	MS35338-44	..WASHER, LOCK.....	2
7	PAOZZ	96906	MS90725-3	..SCREW, CAP, HEXAGON HEAD.....	2
8	PAOZZ	96906	MS27183-10	..WASHER, FLAT.....	2
9	XDOZZ	05748	30722	..HOOK.....	2
10	XDOZZ	05748	27613	..CHAIN.....	1
11	XDOZZ	05748	72333SA	..BOX.....	1
12	XDOZZ	05748	53572	..CABLE.....	1
13	PAOZZ	70485	2035	..GROMMET, NONMETALLIC.....	5
14	XDOZZ	05748	53573	..CABLE.....	1
15	PAOZZ	96906	MS35000-1	..BATTERY, STORAGE.....	1
				END OF FIGURE	

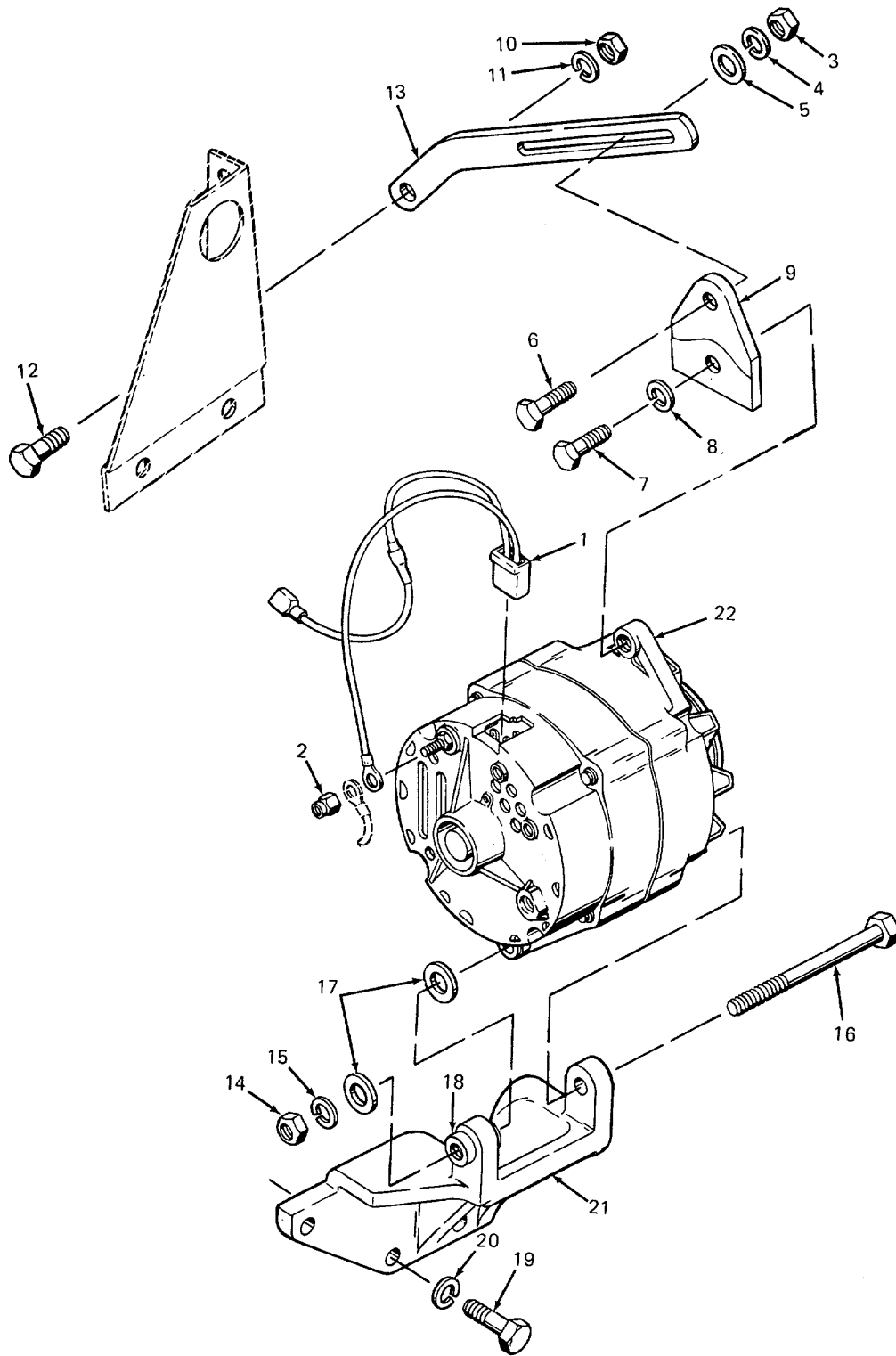


Figure 4. Alternator Assembly Mounting



## SECTION II

TM 5-4320-300-24P

(1) ITEM NO.	(2) SMR CODE	(3) FSCM	(4) PART NO.	(5) DESCRIPTION AND USABLE ON CODES (UOC)	(6) QTY
				GROUP 03 ELECTRICAL SYSTEM	
				FIG. 4 ALTERNATOR ASSEMBLY, MOUNTING	
1	PAFZZ	72582	5100420	.WIRING HARNESS, INCLUDES RECTIFIER.....	1
2	XDFZZ	72582	11504530	.LOCKNUT, M6.....	1
3	PAOZZ	24617	120376	.NUT, PLAIN, HEXAGON, 5116-18.....	1
4	PAFZZ	96906	MS35338-45	.WASHER, LOCK, 5/16 IN.....	1
5	PAFZZ	72582	5121403	.WASHER, FLAT, 21/64 IN X 1 IN X 3/16 IN.....	1
6	PAOZZ	72582	186624	.BOLT, SPECIAL, 5/16 IN X 18 X 1-1/4 IN.....	1
7	PAOZZ	72582	11500868	.SCREW, M8X1.25X30MM.....	1
8	PAOZZ	72582	11500191	.WASHER, LOCK.....	1
9	XDOZZ	72582	5102729	.BRACKET.....	1
10	PAOZZ	96906	MS51967-8	.NUT, PLAIN, HEXAGON, 3/8 IN X 16.....	1
11	PAOZZ	72582	103321	.WASHER, LOCK, 3/8 IN.....	1
12	PAOZZ	96906	MS90728-61	.SCREW, CAP, HEXAGON HEAD.....	1
13	XDOZZ	72582	5102731	.STRAP.....	1
14	PAOZZ	72582	11501052	.NUT, PLAIN, HEXAGON, M10X1.5.....	1
15	PAOZZ	72582	11500192	.WASHER, LOCK.....	1
16	PAOZZ	72582	11500730	.BOLT, M10X1.5X110MM.....	1
17	PAOZZ	72582	5131433	.WASHER, ENGINE, .41 IN X .81 IN X .14 IN.....	2
18	XDOZZ	72582	5137947	.BUSHING.....	1
19	XDOZZ	72582	186628	.BOLT, 3/8-16X11 1/2.....	3
20	XDOZZ	72582	103321	.WASHER, LOCK.....	3
21	XDOZZ	72582	8921666	.BRACKET.....	1
22	PAOZZ	16764	1105422	.GENERATOR, ENGINE, AC, 12 VOLT, 42 AMP.....	1
				END OF FIGURE	

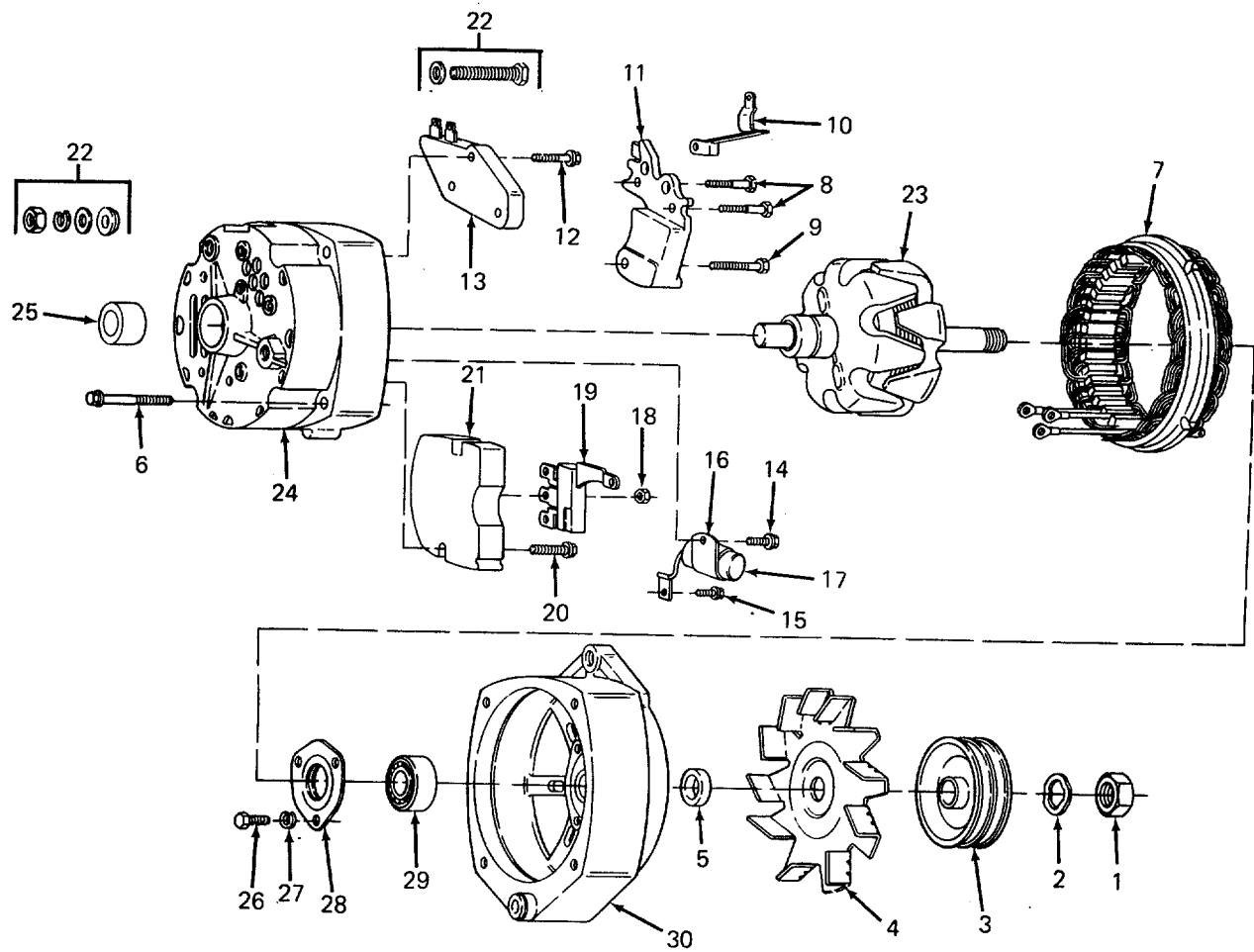


Figure 5. Alternator Assembly

## SECTION II

TM 5-4320-300-24P

(1) ITEM NO.	(2) SMR CODE	(3) FSCM	(4) PART NO.	(5) DESCRIPTION AND USABLE ON CODES (UOC)	(6) QTY
				GROUP 03 ELECTRICAL SYSTEM	
				FIG. 5 ALTERNATOR ASSEMBLY	
1	PAFZZ	24617	1915172	..NUT, PLAIN, HEXAGON .....	1
2	PAFZZ	16764	1941978	..WASHER, SPRING TENSION.....	1
3	PAFZZ	72582	5132527	..PULLEY, GROOVE, 2.76 IN DIA, 2 GROOVES.....	1
4	XDFZZ	16764	1970765	..FAN .....	1
5	PDFZZ	16764	1976138	..COLLAR, SHAFT.....	1
6	PAFZZ	16764	1956975	..SCREW, MACHINE.....	4
7	PBFZZ	16764	1894594	..STATOR, ENGINEGENERATOR .....	1
8	PBFZZ	16764	1876681	..SETSCREW .....	2
9	PBFZZ	16764	1974020	..SETSCREW .....	1
10	PAFZZ	16764	1894568	..TERMINAL, QUICK DISCONNECT .....	1
11	PAFZZ	16764	1894559	..HOLDER ASSEMBLY, ELECTRICAL .....	1
12	XDFZZ	16764	1894586	..SCREW .....	1
13	PAFZZ	16764	1116392	..REGULATOR, ENGINE GENERATOR.....	1
14	PBFZZ	16764	1851612	..SCREW .....	1
15	PBFZZ	16764	1851612	..SCREW, TAPPING THREAD .....	1
16	PBFZZ	16764	1869573	..CLAMP, LOOP .....	1
17	PAFZZ	16764	1971411	..CAPACITOR, FIXED, PAPER.....	1
18	XDOZZ	16764	120622	..NUT .....	1
19	PBFZZ	16764	1971528	..SEMICONDUCTOR DEVICE .....	1
20	PBFZZ	16764	1876668	..SCREW, ASSEMBLED WASHER .....	1
21	PAFZZ	16764	1891055	..RECTIFIER, SEMICONDUCTOR .....	1
22	PAFZZ	11862	1975471	..TERMINAL KIT .....	1
23	PAFZZ	11862	1876163	..ROTOR ASSEMBLY.....	1
24	PBFZH	16764	1975718	..END BELL, ELECTRICAL.....	1
25	PAFZZ	16764	1974862	..BEARING, ROLLER .....	1
26	PAFZZ	16764	1965104	..SCREW, MACHINE.....	3
27	PAFZZ	16764	453435	..WASHER, LOCK.....	3
28	XDFZZ	11862	1971993	..PLATE .....	1
29	PAFZZ	16764	1974861	..BEARING, BALL.....	1
30	XDFZZ	16764	1976808	..FRAME .....	1
				END OF FIGURE	

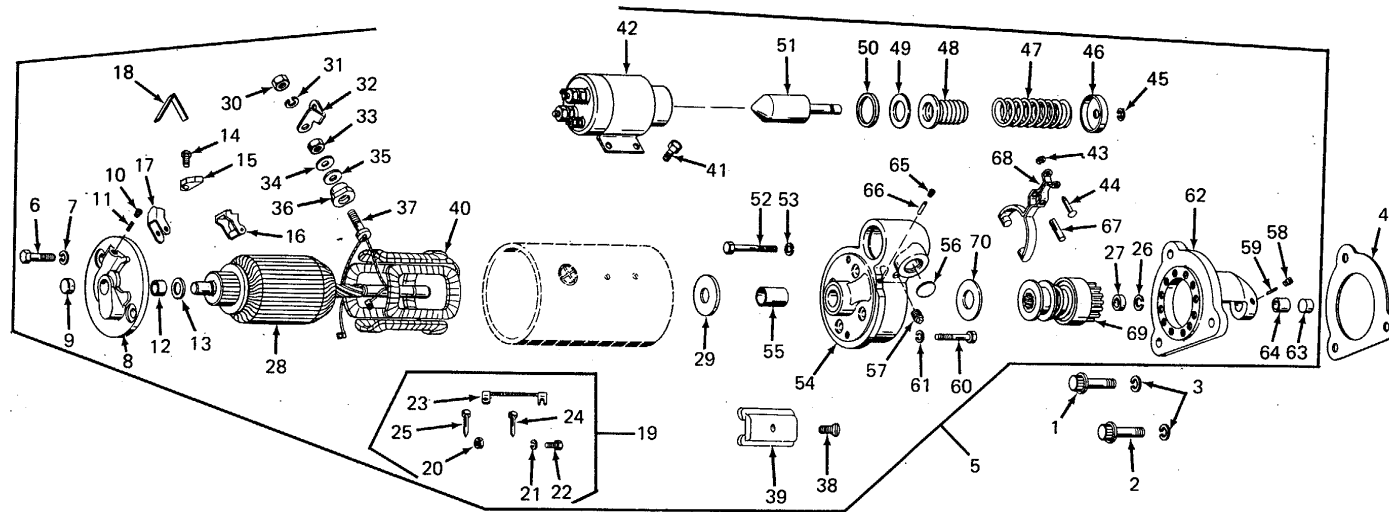


Figure 6. Starter Motor Assembly

## SECTION II

TM 5-4320-300-24P

(1) ITEM NO.	(2) SMR CODE	(3) FSCM	(4) PART NO.	(5) DESCRIPTION AND USABLE ON CODES (UOC)	(6) QTY
				GROUP 03 ELECTRICAL SYSTEM FIG. 6 STARTER MOTOR ASSEMBLY	
1	PAOZZ	24617	9418228	..BOLT, MACHINE, 5/8-11X1 3/4, 12 PT.....	1
2	PAOZZ	72582	223435	..BOLT, 5/8-11X1 3/4.....	2
3	PAOZZ	96906	MS35338-50	..WASHER, LOCK, 5/8 IN DIA.....	3
4	PAFZZ	72582	5130995	..GASKET.....	1
5	PAOFH	16764	1113236	..STARTER, ENGINE, ELECTRIC, 12 V.....	1
6	PAFZZ	16764	1914869	..BOLT, MACHINE.....	2
7	PAFZZ	96906	MS35338-44	..WASHER, LOCK.....	2
8	XDFZZ	16764	1891925	..FRAME.....	1
9	XDOZZ	16764	9427882	..PLUG, PIPE.....	1
10	XBFZZ	79960	CT91-1	..PLUG, PIPE.....	1
11	XBOZZ	16764	1916439	..WICK.....	1
12	PAFZZ	16764	800139	..BUSHING, SLEEVE.....	1
13	PAFZZ	16764	1914842	..WASHER, FLAT.....	1
14	PAFZZ	16764	1959514	..SCREW, ASSEMBLED WASHER.....	4
15	PAFZZ	16764	1946484	..BRUSH, ELECTRICAL.....	4
16	XDFZZ	16764	1950546	..HOLDER, ELECTRICAL.....	2
17	XDFZZ	16764	1940477	..HOLDER, ELECTRICAL.....	2
18	XDFZZ	16764	1945620	..SPRING.....	2
19	PAFZZ	16764	1877164	..PARTS KIT, ELECTRICAL.....	1
20	PAFZZ	96906	MS35649-202	..NUT, PLAIN, HEXAGON.....	4
21	PAFZZ	16764	453435	..WASHER, LOCK.....	4
22	PAFZZ	96906	MS35206-265	..SCREW, MACHINE.....	4
23	PAFZZ	16764	1930694	..LEAD, ELECTRICAL.....	2
24	XDFZZ	16764	1851977	..PIN, SHOULDER, HEADLESS.....	2
25	PAFZZ	11862	1938058	..PIN.....	2
26	XDFZZ	16764	1928022	..RING, RETAINING.....	1
27	XDFZZ	16764	1851546	..COLLAR.....	1
28	PAFZZ	16764	1967042	..ARMATURE, MOTOR.....	1
29	XDFZZ	16764	1942283	..WASHER, FLAT.....	1
30	XDFZZ	16764	1904419	..NUT, PLAIN, HEXAGON.....	1
31	XDFZZ	16764	9421425	..WASHER.....	1
32	XDFZZ	16764	1851983	..CONTACT, ELECTRICAL.....	1
33	XDFZZ	16764	9415318	..NUT.....	1
34	XDFZZ	16764	1905154	..WASHER.....	1
35	XDFZZ	16764	1950029	..WASHER, FLAT.....	1
36	XDFZZ	16764	1931783	..BUSHING, ELECTRICAL.....	1
37	PAFZZ	16764	1933879	..TERMINAL AND CLIP.....	1
38	XDFZZ	16764	1968396	..SCREW, MACHINE.....	4
39	XDFZZ	16764	1931784	..SHOE.....	4
40	XDFZZ	16764	1851981	..COIL.....	1
41	XDFZZ	16764	1930611	..SCREW.....	4
42	PAFZZ	16764	1115540	..RELAY SOLENOID.....	1
43	PAFZZ	16764	1938376	..CLIP, SPRING TENSION.....	1
44	PAFZZ	16764	1942253	..PIN, GROOVED, HEADED.....	1
45	PAFZZ	16764	9415235	..RING, RETAINING.....	1
46	XDFZZ	16764	1948526	..WASHER, RECESSED.....	1
47	XDFZZ	16764	1948521	..SPRING, HELICAL.....	1

## SECTION II

TM 5-4320-300-24P

(1) ITEM NO.	(2) SMR CODE	(3) FSCM	(4) PART NO.	(5) DESCRIPTION AND USABLE ON CODES (UOC)	(6) QTY
48	PAFZZ	16764	1949618	..BELLOWS, PROTECTION .....	1
49	XDFZZ	16764	1948519	..WASHER, FLAT .....	1
50	XDFZZ	16764	1948520	..WASHER, RECESSED .....	1
51	XDFZZ	16764	1851966	..PLUNGER .....	1
52	XDFZZ	16764	122077	..BOLT .....	4
53	XDFZZ	16764	9421424	..WASHER, LOCK .....	2
54	XDFZZ	16764	1851986	..HOUSING .....	1
55	XDFZZ	16764	1933999	..BUSHING, SLEEVE .....	1
56	XDFZZ	16764	1945356	...PLUG, MACHINE THREAD .....	1
57	XDFZZ	16764	9427882	...PLUG, PIPE .....	1
58	XDFZZ	79960	CT91-1	...PLUG, PIPE .....	1
59	XDFZZ	16764	1916439	...WICK .....	1
60	XDFZZ	16764	1914869	...BOLT, MACHINE .....	2
61	XDFZZ	96906	MS35338-44	..WASHER, LOCK .....	2
62	XAFZZ	16764	1978692	..HOUSING .....	1
63	XDFZZ	16764	9427882	...PLUG, PIPE .....	1
64	PAFZZ	16764	1955994	...BUSHING, SLEEVE .....	1
65	XDFZZ	79960	CT91-1	...PLUG, PIPE .....	1
66	XDFZZ	16764	1916439	...WICK .....	1
67	XDFZZ	16764	1851953	..SHAFT .....	1
68	XDFZZ	16764	1851954	..LEVER .....	1
69	PAFZZ	16764	1951180	..DRIVE, ENGINE .....	1
70	XDFZZ	16764	821453	..WASHER, FLAT .....	1
END OF FIGURE					

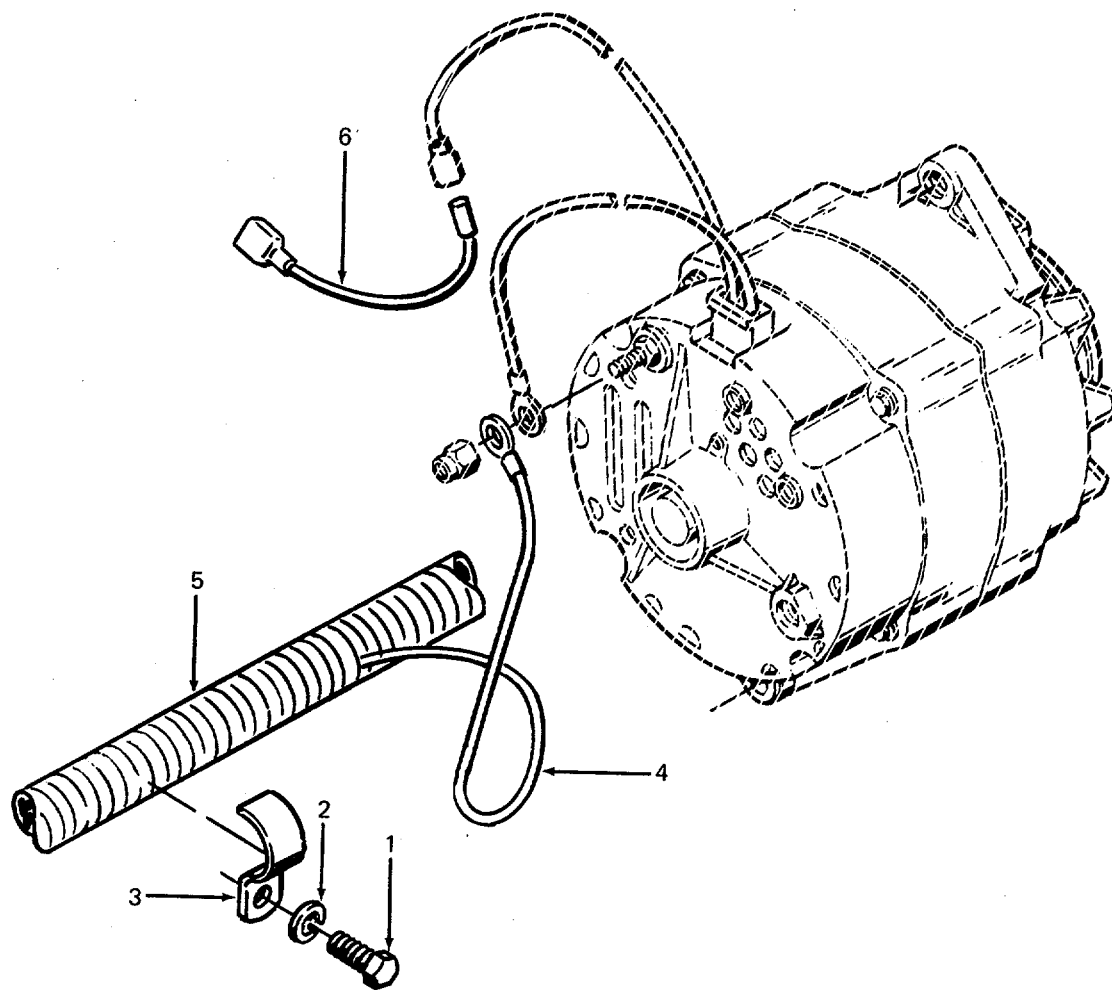


Figure 7. Main Wiring Harness

SECTION II

TM 5-4320-300-24P

(1) ITEM NO.	(2) SMR CODE	(3) FSCM	(4) PART NO.	(5) DESCRIPTION AND USABLE ON CODES (UOC)	(6) QTY
				GROUP 03 ELECTRICAL SYSTEM	
				FIG. 7 MAIN WIRING HARNESS	
1	XDOZZ	72582	179835	.BOLT .....	4
2	XDOZZ	72582	103321	.WASHER, LOCK .....	4
3	XDOZZ	72582	3223197	.CLIP .....	4
4	XDOZZ	72582	5125098	.HARNESS .....	1
5	XDOZZ	72582	5125101	.HARNESS .....	1
6	XDOZZ	72582	5126038	.WIRE .....	1
				END OF FIGURE	



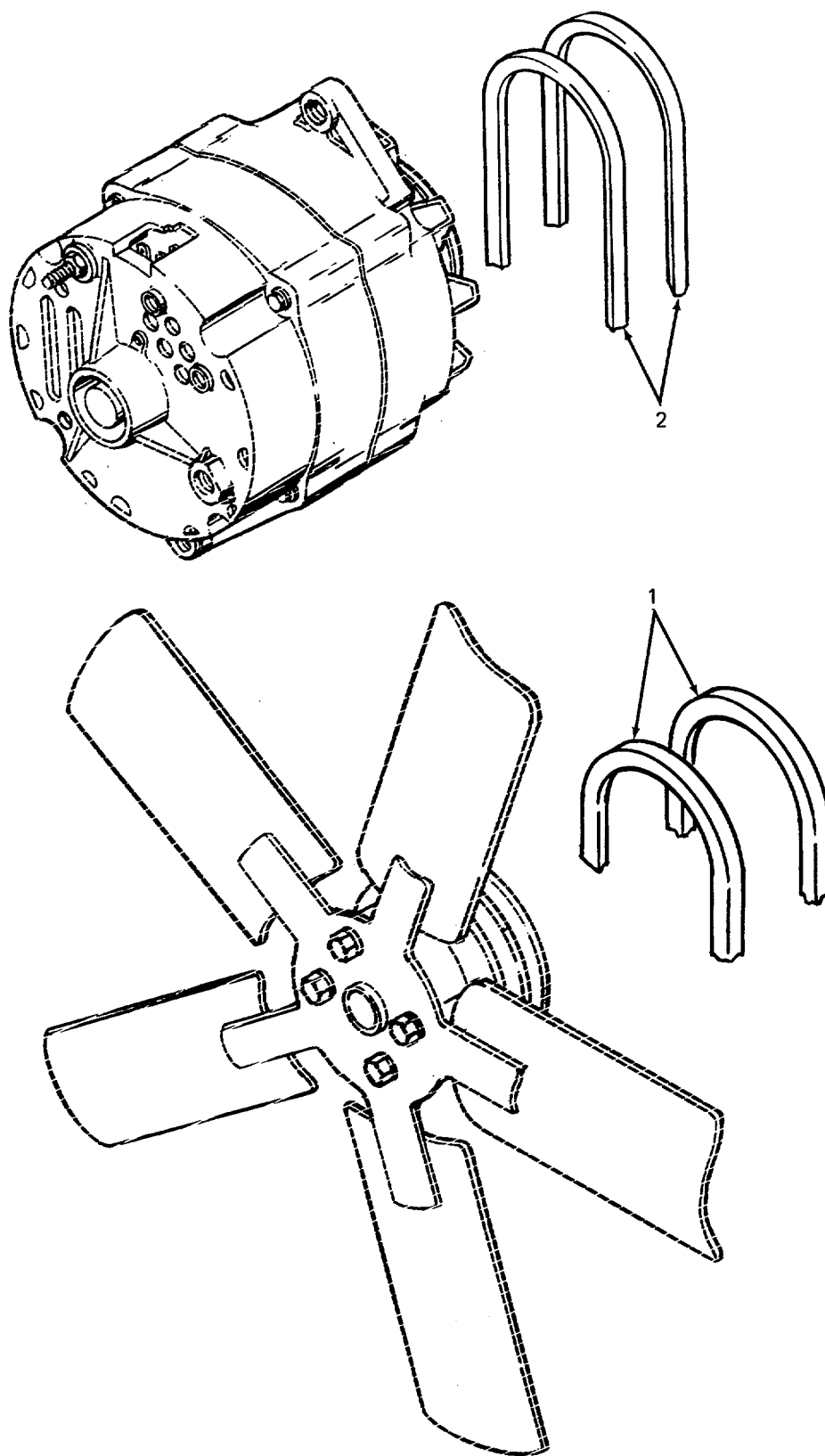


Figure 8. Alternator and Fan Drive Belts

SECTION II

TM 5-4320-300-24P

(1) ITEM NO.	(2) SMR CODE	(3) FSCM	(4) PART NO.	(5) DESCRIPTION AND USABLE ON CODES (UOC)	(6) QTY
1 2	PAOZZ PAOZZ	24161 72582	8300-2 5133173	<p>GROUP 03 ELECTRICAL SYSTEM</p> <p>FIG. 8 ALTERNATOR AND FAN DRIVE BELTS</p> <p>.BELTS, V, MATCHED SET .....</p> <p>.BELTS, V, MATCHED SET .....</p> <p>END OF FIGURE</p>	1 1

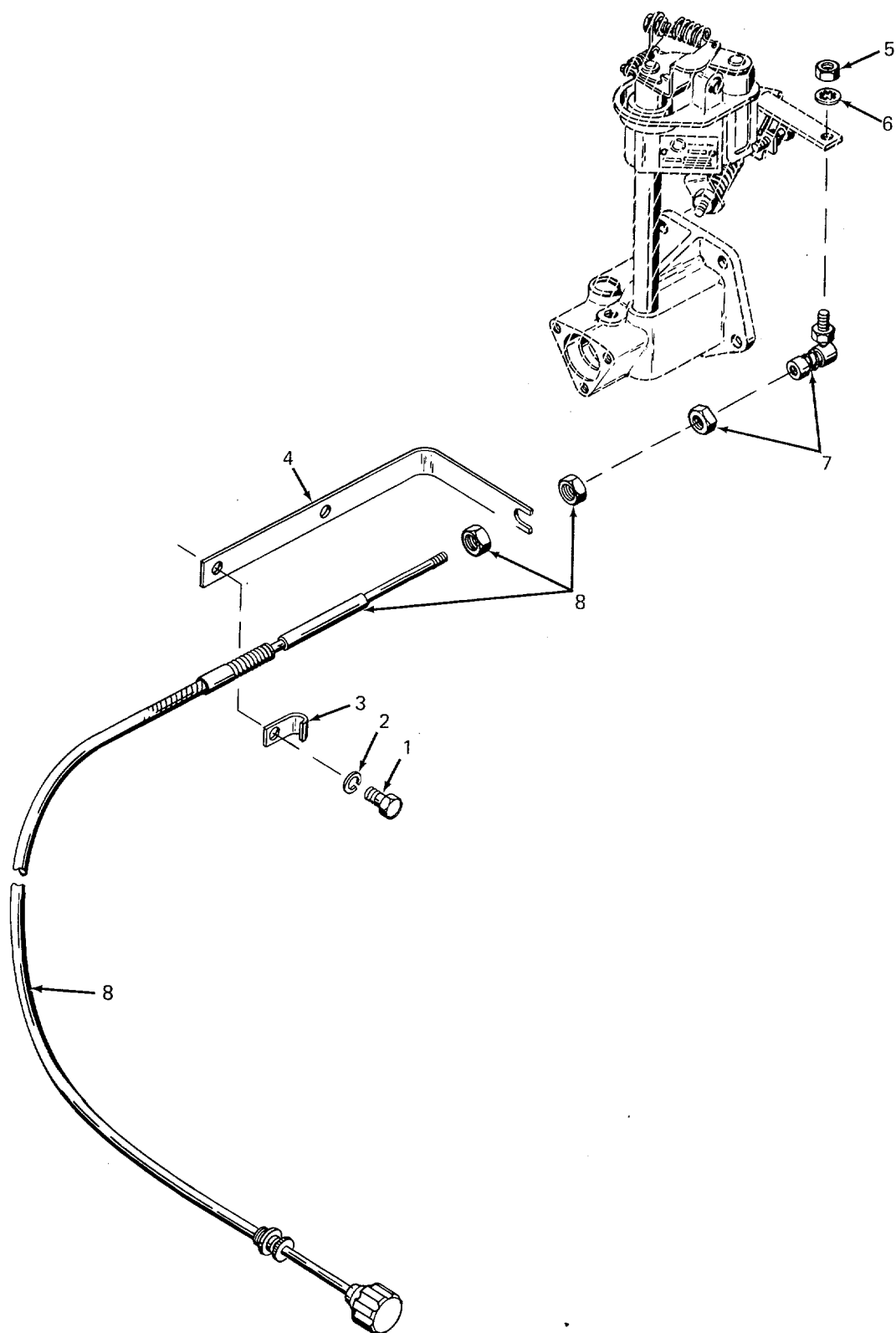


Figure 9. Speed Regulating Throttle Cable

SECTION II

TM 5-4320-300-24P

(1) ITEM NO.	(2) SMR CODE	(3) FSCM	(4) PART NO.	(5) DESCRIPTION AND USABLE ON CODES (UOC)	(6) QTY
				GROUP 04 FUEL SYSTEM	
				FIG. 9 SPEED REGULATING THROTTLE CABLE	
1	XDOZZ	72582	180083	.BOLT .....	1
2	XDOZZ	72582	103320	.WASHER, LOCK .....	1
3	XDOZZ	72582	5125571	.CLIP .....	1
4	XDOZZ	24144	AB-28	.BRACKET .....	
5	XDOZZ	72582	122236	.NUT .....	1
6	XDOZZ	96906	MS35333-40	.WASHER, LOCK .....	1
7	XDOZZ	72582	5121252	.BUSHING, SLEEVE .....	1
8	XDOZZ	41625	D-44195-48	.CABLE, SPEED REGULATOR .....	1
				END OF FIGURE	

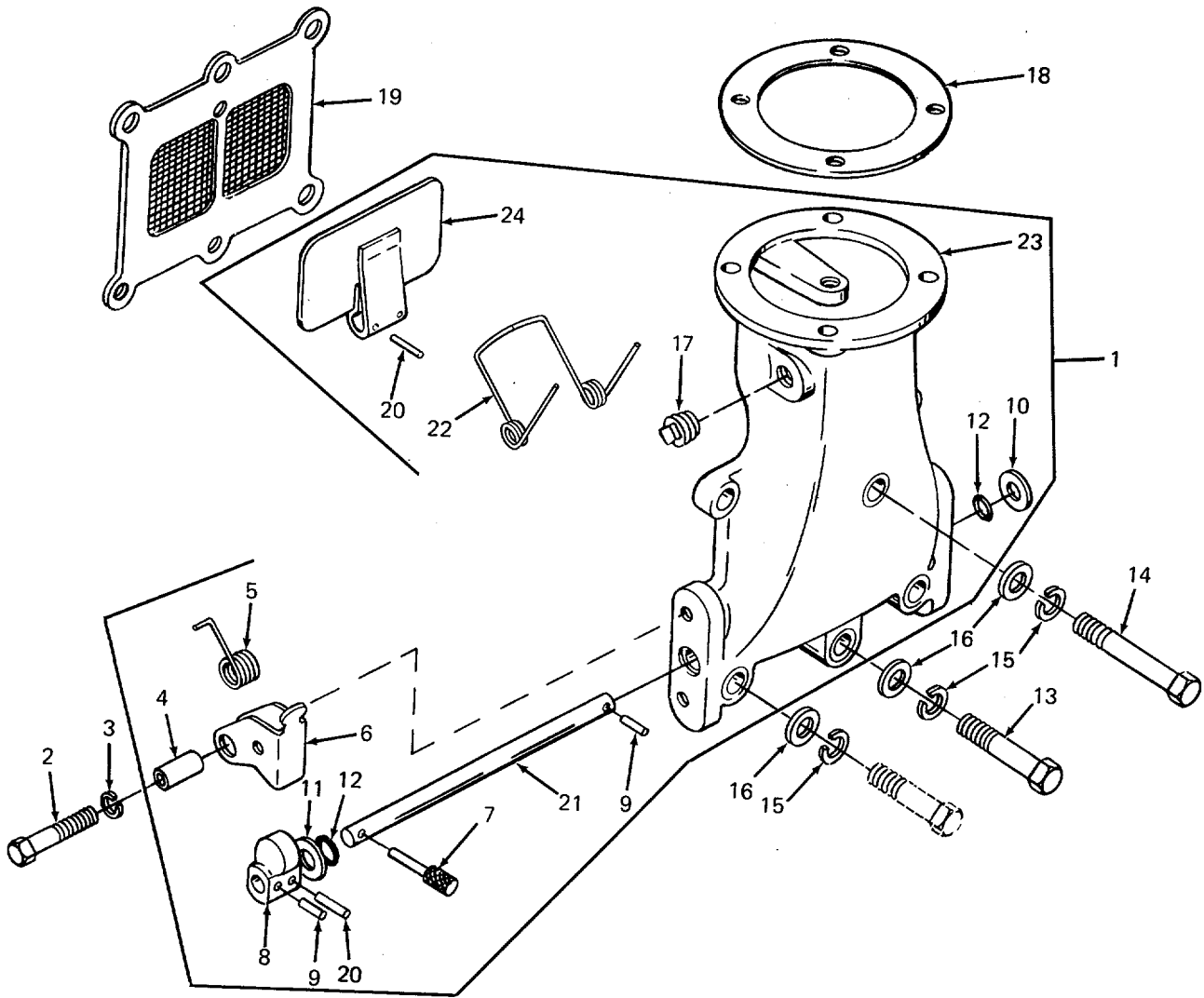


Figure 10. Air Inlet Housing

SECTION II

TM 5-4320-300-24P

(1) ITEM NO.	(2) SMR CODE	(3) FSCM	(4) PART NO.	(5) DESCRIPTION AND USABLE ON CODES (UOC)	(6) QTY
GROUP 04 FUEL SYSTEM					
FIG. 10 AIR INLET HOUSING					
1	XDOZZ	72582	5121181	..HOUSING ASSEMBLY .....	1
2	XDFZZ	72582	179803	..BOLT .....	1
3	XDFZZ	72582	120380	..WASHER, LOCK .....	1
4	PAFZZ	72582	5143836	..BUSHING, ECCENTRIC .....	1
5	PAFZZ	72582	5114124	..SPRING, HELICAL, TORSION .....	1
6	XDFZZ	72582	5114727	..LATCH .....	1
7	XDHZZ	72582	5114974	..HANDLE ASSEMBLY, AIR SHUTDOWN RESET .....	1
8	XDFZZ	72582	5122623	..CAM, CONTROL .....	1
9	XDFZZ	72582	273436	..PIN, VALVE TO SHAFT .....	2
10	XDFZZ	72582	103341	..WASHER .....	1
11	XDFZZ	72582	103341	..WASHER .....	6
12	XDFZZ	72582	5182977	..SEAL, VALVE SHAFT .....	2
13	XDFZZ	72582	5157244	..SCREW, CAP, HEXAGON HEAD .....	4
14	XDFZZ	72582	179851	..BOLT .....	1
15	XDFZZ	72582	103321	..WASHER, LOCK .....	6
16	XDFZZ	72582	103341	..WASHER.....	6
17	XDFZZ	72582	5121182	..PLUG, PIPE .....	1
18	PAFZZ	72582	5124405	..GASKET .....	1
19	XDFZZ	72582	5196053	..GASKET .....	1
20	XDFZZ	72582	273436	..PIN, VALVE TO SHAFT .....	2
21	XDFZZ	72582	5116444	..SHAFT, AIR INLET .....	1
22	XDFZZ	72582	5111904	..SPRING, HELICAL, TORSION .....	1
23	XDFZZ	72582	5116383	..HOUSING, AIR INLET .....	1
24	XDFZZ	72582	5116456	..VALVE, AIR INLET .....	1
END OF FIGURE					

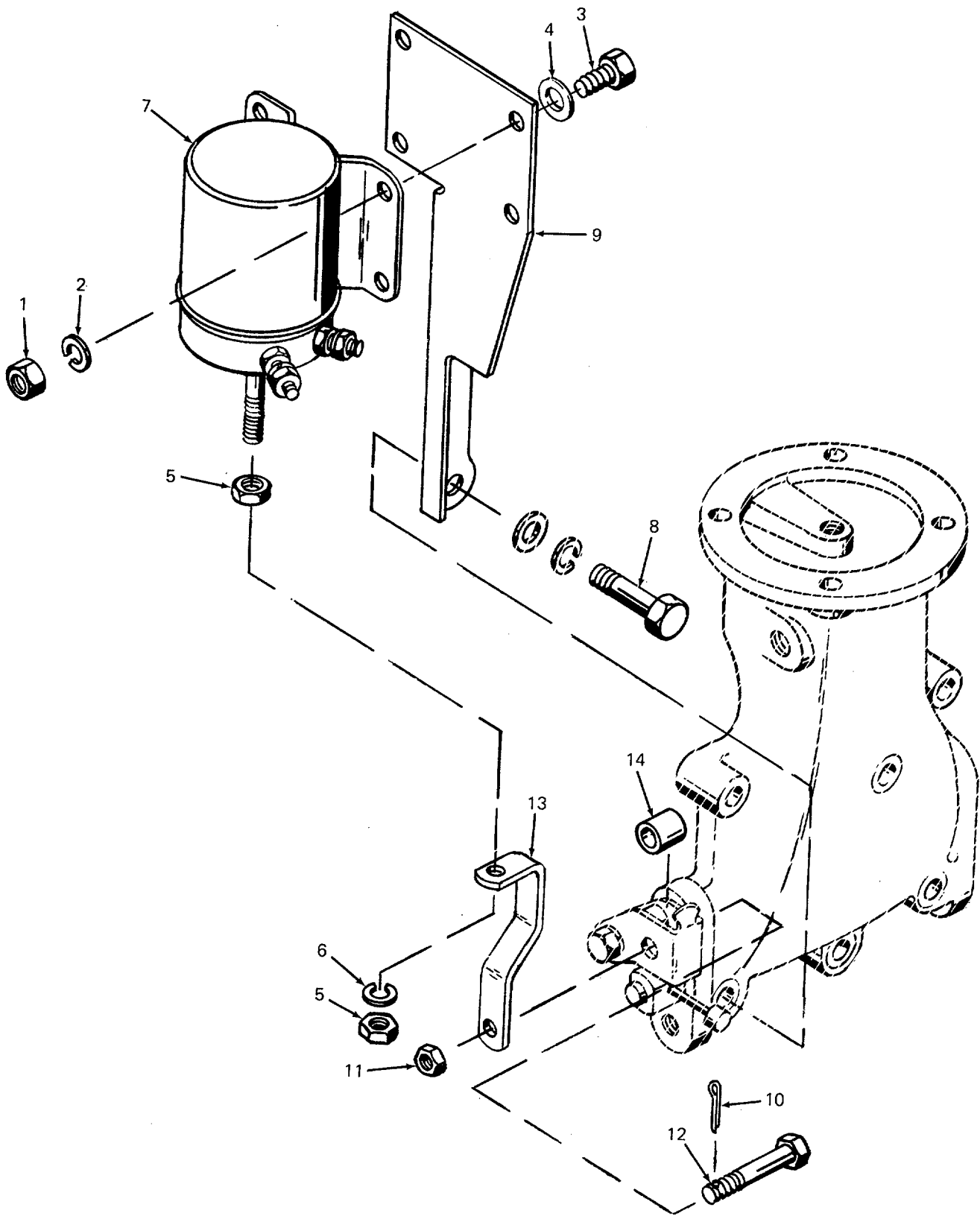


Figure 11. Air Shutdown Solenoid

SECTION II

TM 5-4320-300-24P

(1) ITEM NO.	(2) SMR CODE	(3) FSCM	(4) PART NO.	(5) DESCRIPTION AND USABLE ON CODES (UOC)	(6) QTY
GROUP 04 FUEL SYSTEM					
FIG. 11 AIR SHUTDOWN SOLENOID					
1	XDFZZ	72582	120375	.NUT .....	4
2	XDFZZ	72582	103319	.WASHER, LOCK .....	4
3	XDOZZ	72582	186676	.BOLT .....	4
4	XDOZZ	72582	120392	.WASHER .....	4
5	XDFZZ	72582	114492	.NUT .....	2
6	XDFZZ	72582	120380	.WASHER, LOCK .....	1
7	PAFZZ	16764	1118128	.SOLENOID, ELECTRICAL .....	1
8	XDFZZ	72582	179846	.BOLT .....	1
9	XDFZZ	72582	5140279	.BRACKET .....	1
10	PAFZZ	10001	220718PC16	.PIN, COTTER .....	1
11	XDFZZ	96906	MS35650-3252	.NUT, PLAIN, HEXAGON .....	1
12	XDFZZ	72582	5115204	.BOLT .....	1
13	XDFZZ	72582	5124918	.LINK .....	1
14	XDFZZ	72582	5124916	.SPACER .....	1
END OF FIGURE					



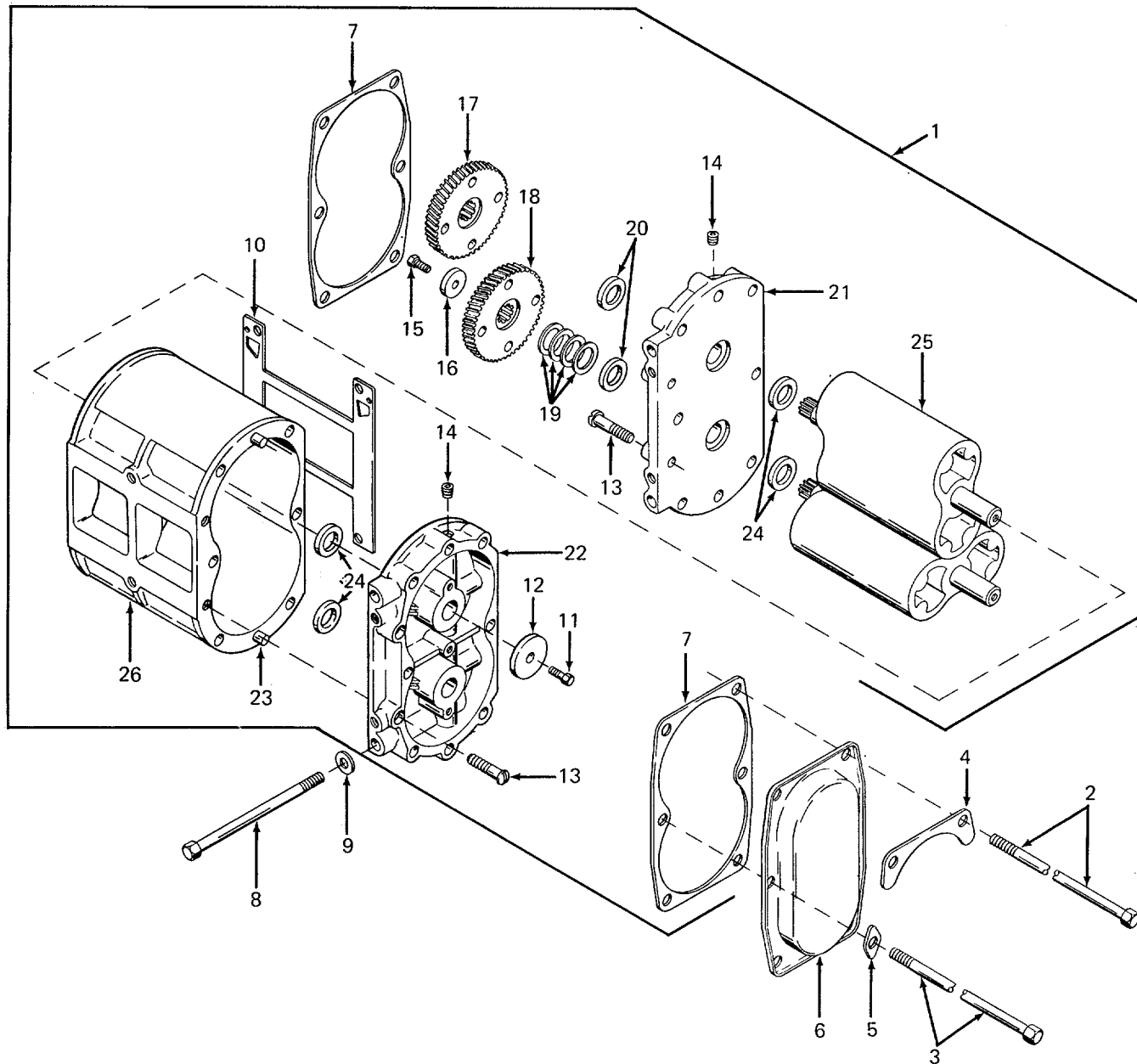
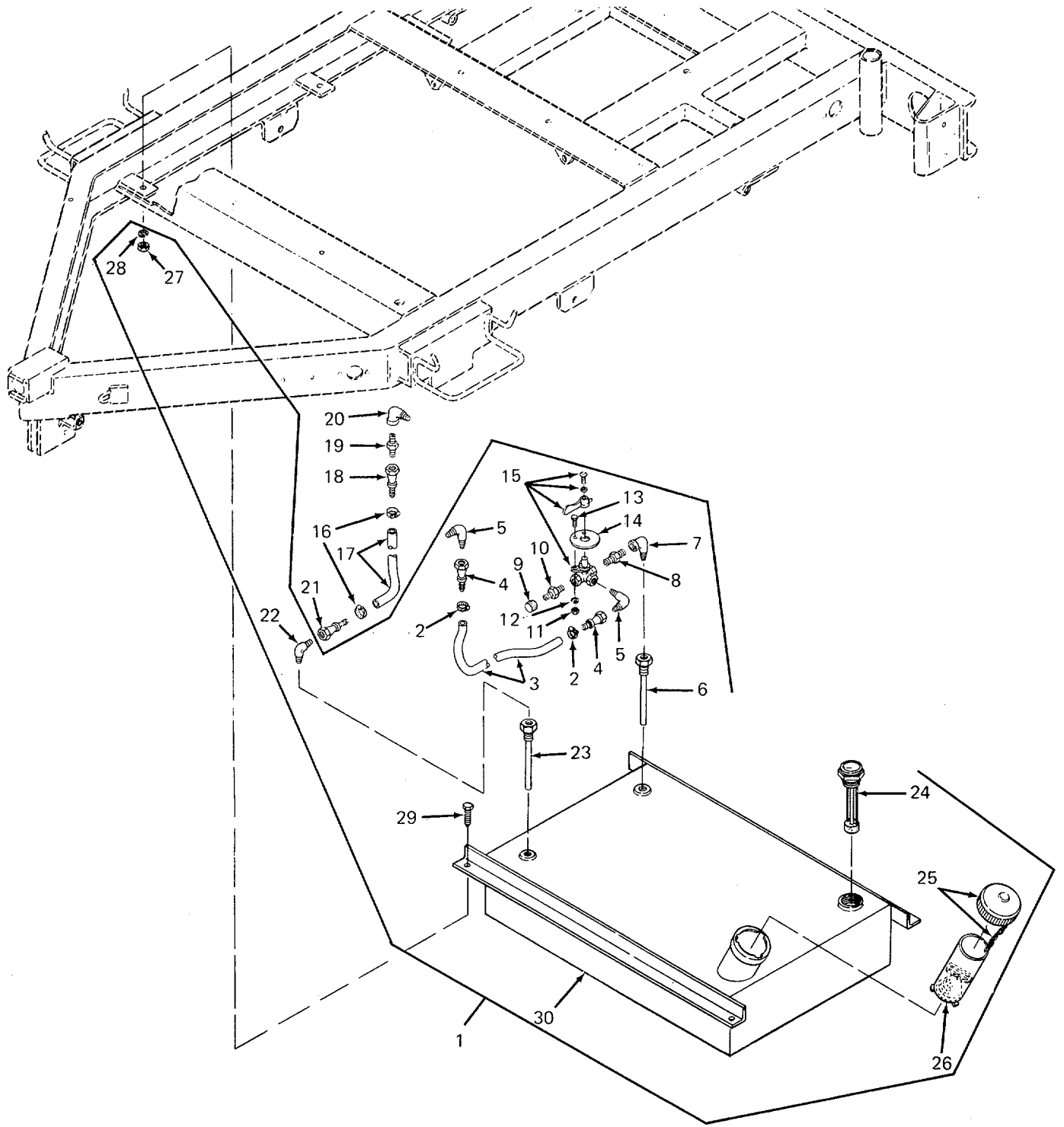


Figure 12. Blower Assembly

SECTION II

TM 5-4320-300-24P

(1) ITEM NO.	(2) SMR CODE	(3) FSCM	(4) PART NO.	(5) DESCRIPTION AND USABLE ON CODES (UOC)	(6) QTY
				GROUP 04 FUEL SYSTEM	
				FIG. 12 BLOWER ASSEMBLY	
1	XDFHH	72582	5107535	..BLOWER, 3-53 (RH) .....	1
2	XDFZZ	72582	5116150	..BOLT, BLOWER MOUNTING, 3/8-16X101/16 LONG ....	4
3	PAHZZ	72582	5121464	..BOLT, BLOWER MOUNTING, 3/8-24X103/A6 LONG ....	2
4	XDFZZ	72582	5119394	..PLATE, REINFORCEMENT, LARGE .....	2
5	PAHZZ	72582	5119395	..PLATE, REINFORCEMENT, SMALL .....	2
6	XDHZZ	72582	5119429	..COVER, ACCESS .....	1
7	PAHZZ	72582	5119433	..GASKET PART OF KIT P/N 5198041 .....	2
8	XDFZZ	72582	9433110	..BOLT .....	4
9	PAFZZ	72582	5131913	..WASHER, FLAT .....	4
10	PAFZZ	72582	5116295	..GASKET PART OF KIT P/N 5198041 .....	1
11	XDHZZ	72582	9409034	..BOLT, SELF LOCKING, 3/8-24X7/8 IN. LONG .....	2
12	XDHZZ	72582	5127077	..WASHER, FLAT, 25/64 IN I.D .....	2
13	XDHZZ	72582	117297	..SCREW, END .....	4
14	XDHZZ	09367	4255490	..PLUG, PIPE .....	2
15	XDHZZ	72582	9409018	..BOLT .....	2
16	XDHZZ	72582	5121403	..WASHER, FLAT PART OF KIT P/N 5198683 PART OF KIT P/N 5198683	2
17	XDHZZ	72582	5107081	..GEAR .....	1
18	XDHZZ	72582	5107082	..GEAR .....	1
19	XDHZZ	72582	5116164	..SHIM PART OF KIT P/N 5198683 PART OF KIT..... P/N 5198683	2
19	XDHZZ	72582	5116165	..SHIM PART OF KIT P/N 5198683 .....	2
19	XDHZZ	72582	5116166	..SHIM PART OF KIT P/N 5198683 .....	2
19	XDHZZ	72582	5116167	..SHIM PART OF KIT P/N 5198683 .....	2
20	XDHZZ	72582	5116168	..WASHER, FLAT PART OF KIT P/N 5198683 .....	2
21	XDHZZ	72582	5139299	..COVER, ACCESS .....	1
22	XDHZZ	72582	5134914	..PLATE, HOUSING, COVER .....	1
23	XDHZZ	72582	141242	..PIN .....	4
24	PAHZZ	72582	5142266	..SEAL, OIL PART OF KIT P/N 5198683 .....	4
25	XDHZZ	72582	5139297	..ROTOR .....	2
26	XDHZZ	72582	5119391	..HOUSING .....	1
	PAHZZ	72582	5198683	KIT .....	1
				SEAL, OIL (4) 12-24	
				SHIM (2) 12-19	
				SHIM (2) 12-19	
				SHIM (2) 12-19	
				SHIM (2) 12-19	
				WASHER, FLAT (2) 12-16	
				WASHER, FLAT (2) 12-20	
				KIT .....	1
				GASKET (2) 12-7	
				GASKET (1) 12-10	
				END OF FIGURE	



**Figure 13. Fuel Tank, Three-Way Valve, Fuel Gage, and Fuel Filler Cap and Chain**

## SECTION II

TM 5-4320-300-24P

(1) ITEM NO.	(2) SMR CODE	(3) FSCM	(4) PART NO.	(5) DESCRIPTION AND USABLE ON CODES (UOC)	(6) QTY
				GROUP 04 FUEL SYSTEM	
				FIG. 13 FUEL TANK, THREE WAY VALVE, FUEL GAGE, AND FUEL FILLER CAP AND CHAIN	
1	XDFFZ	05748	72926SA	TANK ASSEMBLY, FUEL .....	1
2	PAOZZ	05748	31056	.CLAMP, HOSE, 112 IN O.D. HOSE-7/32 MIN, 5/8 MAX.	2
3	XDOZZ	79470	H101	.HOSE .....	1
4	PAOZZ	70281	2203B510	.ADAPTER, STRAIGHT .....	2
5	PAOZZ	05748	73477	.ELBOW, PIPE TO TUBE .....	2
6	XDFZZ	05748	57067SA	.TUBE ASSEMBLY, SUCTION .....	1
7	XDFZZ	91340	0001284	.ELBOW, PIPE .....	1
8	XDFZZ	05748	03260	.NIPPLE .....	1
9	XDOZZ	79470	C5129X5	.CAP .....	1
10	XDOZZ	79470	48X5X4	.CONNECTOR .....	1
11	XDFZZ	96906	MS51967-2	.NUT, PLAIN, HEXAGON .....	2
12	XDFZZ	96906	MS35338-44	.WASHER, LOCK .....	2
13	XDFZZ	96906	MS90725-6	.SCREW, CAP, HEXAGON HEAD .....	2
14	XDFZZ	05748	57089	.PLATE .....	1
15	XDFZZ	01989	134-96749	.VALVE, THREE WAY .....	1
16	PAOZZ	05748	31056	.CLAMP, HOSE, 1/2 IN O.D. HOSE-SIZE: 7/32 MIN; ..... 5/8 MAX	2
17	PAOZZ	79470	H10104	.HOSE, NONMETALLIC, 1/4 IN I.D. ....	1
18	XDOZZ	79470	10004-B04	.FITTING .....	1
19	XDOZZ	05748	33412	.CONNECTOR .....	1
20	XDOZZ	72582	193004	.ELBOW, PIPE TO TUBE .....	1
21	XDOZZ	79470	10004-404	.FITTING .....	1
22	XDFZZ	05748	73477	.ELBOW .....	1
23	XDFZZ	05748	57067SA	.TUBE ASSEMBLY, SUCTION .....	1
24	XDFZZ	09393	8680-S7	.GAGE, LIQUID QUANTITY .....	1
25	XDFZZ	96906	MS35645-2	.CAP, FILLER OPENING .....	1
26	XDFZZ	96906	MS35644-5	.NUT .....	4
28	PAOZZ	96906	MS35338-46	.WASHER, LOCK .....	4
29	PAOZZ	96906	MS90725-62	.SCREW, CAP, HEXAGON HEAD .....	4
30	XDFZZ	05748	30764SA	.TANK .....	1
				END OF FIGURE	

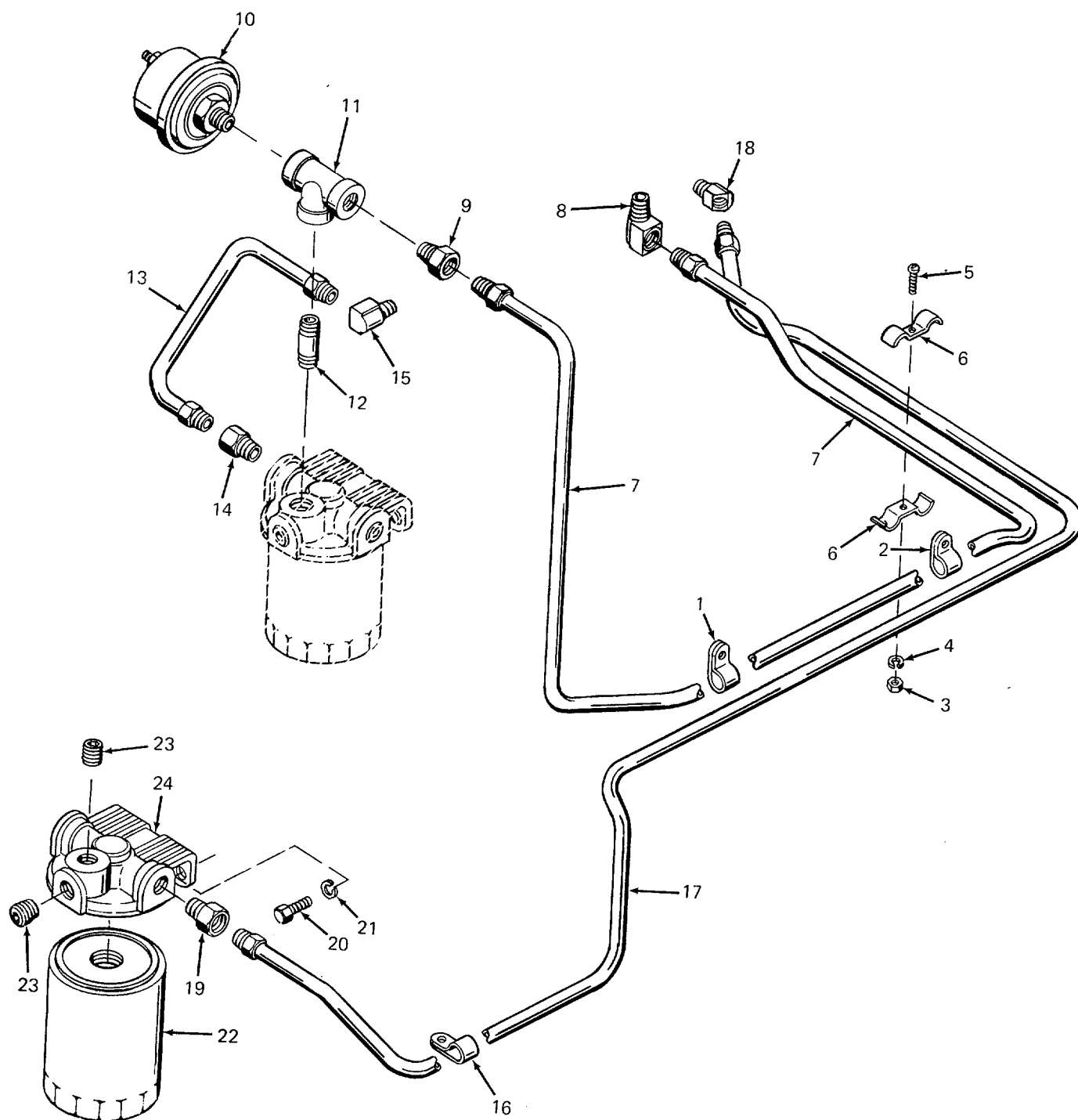


Figure 14. Fuel Lines, Hoses and Fittings

SECTION II

TM 5-4320-300-24P

(1) ITEM NO.	(2) SMR CODE	(3) FSCM	(4) PART NO.	(5) DESCRIPTION AND USABLE ON CODES (UOC)	(6) QTY
GROUP 04 FUEL SYSTEM					
FIG.14 FUEL LINES, HOSES AND FITTINGS					
1	XDOZZ	72582	5177623	.CLAMP, LOOP .....	2
2	XDOZZ	72582	5160388	.CLIP .....	1
3	XDOZZ	72582	110633	.NUT .....	3
4	XDOZZ	72582	120217	.WASHER, LOCK .....	3
5	XDOZZ	72582	110502	.BOLT .....	3
6	XDOZZ	72582	5112241	.CLAMP .....	6
7	XDOZZ	72582	5134899	.TUBE, FUEL PUMP TO FILTER .....	1
8	XDOZZ	72582	193004	.ELBOW, PIPE TO TUBE .....	1
9	XDOZZ	72582	442323	.CONNECTOR .....	1
10	PAOZZ	60342	PS11	.SWITCH .....	1
11	XDOZZ	72582	144082	.TEE .....	1
12	XDOZZ	72582	105404	.NIPPLE.....	1
13	XDOZZ	72582	5129623	.TUBE .....	1
14	XDOZZ	72582	442323	.CONNECTOR .....	1
15	XDOZZ	72582	193004	.ELBOW, PIPE TO TUBE .....	1
16	XDOZZ	72582	5177623	.CLAMP, LOOP .....	3
17	XDOZZ	72582	5121149	.TUBE .....	1
18	XDOZZ	72582	143338	.ELBOW .....	1
19	XDOZZ	72582	442323	.CONNECTOR .....	1
20	XDOZZ	72582	186619	.BOLT .....	2
21	XDOZZ	72582	103321	.WASHER, LOCK .....	2
22	PAOZZ	72582	25011011	.FILTER ELEMENT, FLUID .....	1
23	XDFZZ	72582	5121182	.PLUG, PIPE .....	2
24	XDOZZ	72582	5148171	.COVER, FILTER .....	1
END OF FIGURE					

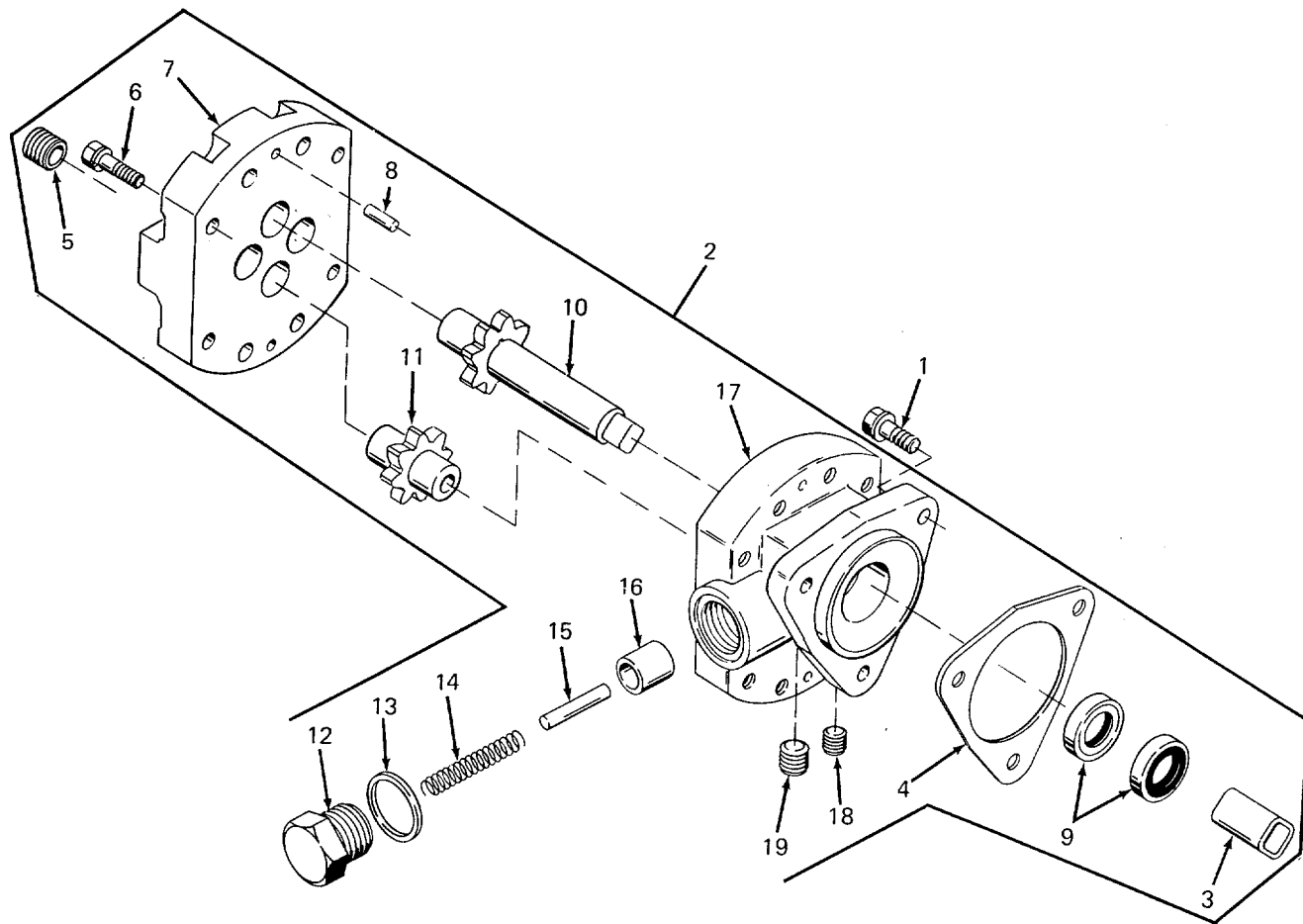


Figure 15. Fuel Pump Assembly

SECTION II

TM 5-4320-300-24P

(1) ITEM NO.	(2) SMR CODE	(3) FSCM	(4) PART NO.	(5) DESCRIPTION AND USABLE ON CODES (UOC)	(6) QTY
GROUP 04 FUEL SYSTEM					
FIG. 15 FUEL PUMP ASSEMBLY					
1	XDFZZ	72582	5131685	..BOLT .....	3
2	PAFFF	72582	5108064	..PUMP, ROTARY .....	1
3	XDFZZ	72582	5154216	..COUPLING, SHAFT, RIGID .....	1
4	PAFZZ	72582	5150193	..GASKET PART OF KIT P/N 5199560 .....	1
5	XDFZZ	72582	5198558	..BUSHING PART OF KIT PIN 5199560 .....	1
6	PAFZZ	72582	3719219	..BOLT, MACHINE PART OF KIT P/N 5199560 .....	8
7	XDFZZ	72582	5134560	..COVER PART OF KIT PIN 5199560 .....	1
8	XAFZZ	72582	141195	..PIN, STRAIGHT, HEADLESS PART OF KIT .....	2
P/N 5199560					
9	XAFZZ	72582	5107223	..SEAL PART OF KIT P/N 5199560 .....	2
10	XAFZZ	72582	5181746	..GEARSHAFT, SPUR PART OF KIT PIN 5199560 .....	1
11	XAFZZ	72582	5181747	..GEAR, SPUR PART OF KIT P/N 5199560 .....	1
12	XDFZZ	72582	5174971	..PLUG, MACHINE THREAD PART OF KIT .....	1
P/N 5195078					
13	PAFZZ	72582	5161003	..GASKET PART OF KIT P/N 5195078 .....	1
14	XDFZZ	72582	5184530	..SPRING, HELICAL PART OF KIT PIN 5199560 .....	1
15	XDFZZ	72582	103709	..PIN, STRAIGHT, HEADLESS PART OF KIT .....	1
P/N 5199560					
16	XDFZZ	72582	5174973	..VALVE, RELIEF PART OF KIT PIN 5199560 .....	1
17	XDFZZ	72582	5146337	..BODY PART OF KIT PIN 5199560 .....	1
18	XDFZZ	72582	5136240	..PLUG .....	1
19	XDFZZ	72582	5136241	..PLUG .....	1
	PAFZZ	72582	5199560	..PARTS KIT, ROTARY PUMP .....	1
BODY (1) 15-17					
BOLT, MACHINE (8) 15-6					
BUSHING (1) 15-5					
COVER (1) 15-7					
GASKET (1) 15-4					
GEAR, SPUR. (1) 15-11					
GEARSHAFT, SPUR (1) 15-10					
PIN (2) 15-8					
PIN (1) 15-15					
SEAL (2) 15-9					
SPRING, HELICAL (1) 15-14					
VALVE, RELIEF (1) 15-16					
	PAFZZ	72582	5195078	..PARTS KIT, ROTARY PUMP .....	1
GASKET (1) 15-13					
PLUG, MACHINE THREAD (1) 15-12					
END OF FIGURE					



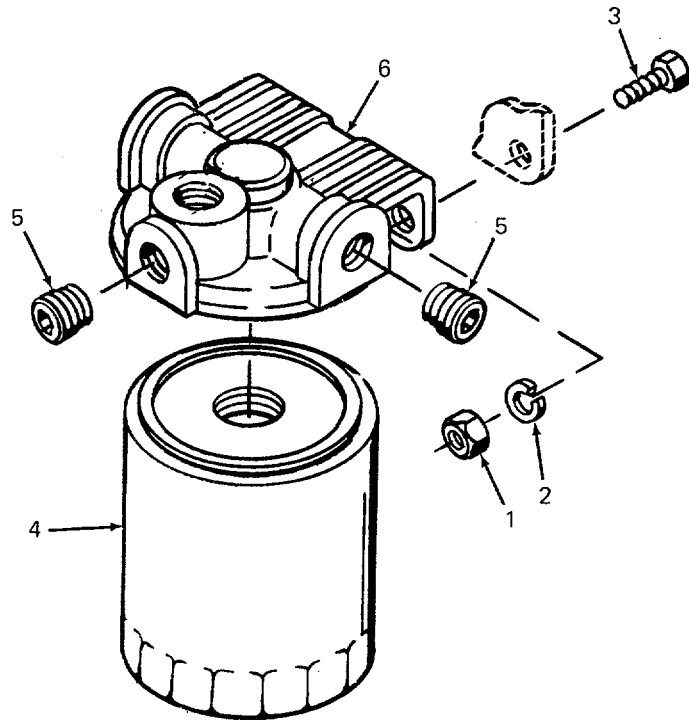


Figure 16. Fuel Filter

SECTION II

TM 5-4320-300-24P

(1) ITEM NO.	(2) SMR CODE	(3) FSCM	(4) PART NO.	(5) DESCRIPTION AND USABLE ON CODES (UOC)	(6) QTY
				GROUP 04 FUEL SYSTEM	
				FIG. 16 FUEL FILTER	
1	XDOZZ	72582	102635	.NUT .....	2
2	PAOZZ	72582	103321	.WASHER, LOCK .....	2
3	XDOZZ	72582	186619	.BOLT .....	2
4	PAOZZ	72582	25010959	.FILTER ELEMENT, FLUID .....	1
5	XDOZZ	72582	5121182	.PLUG, PIPE .....	2
6	XDOZZ	72582	8921410	.COVER, FILTER .....	1
				END OF FIGURE	

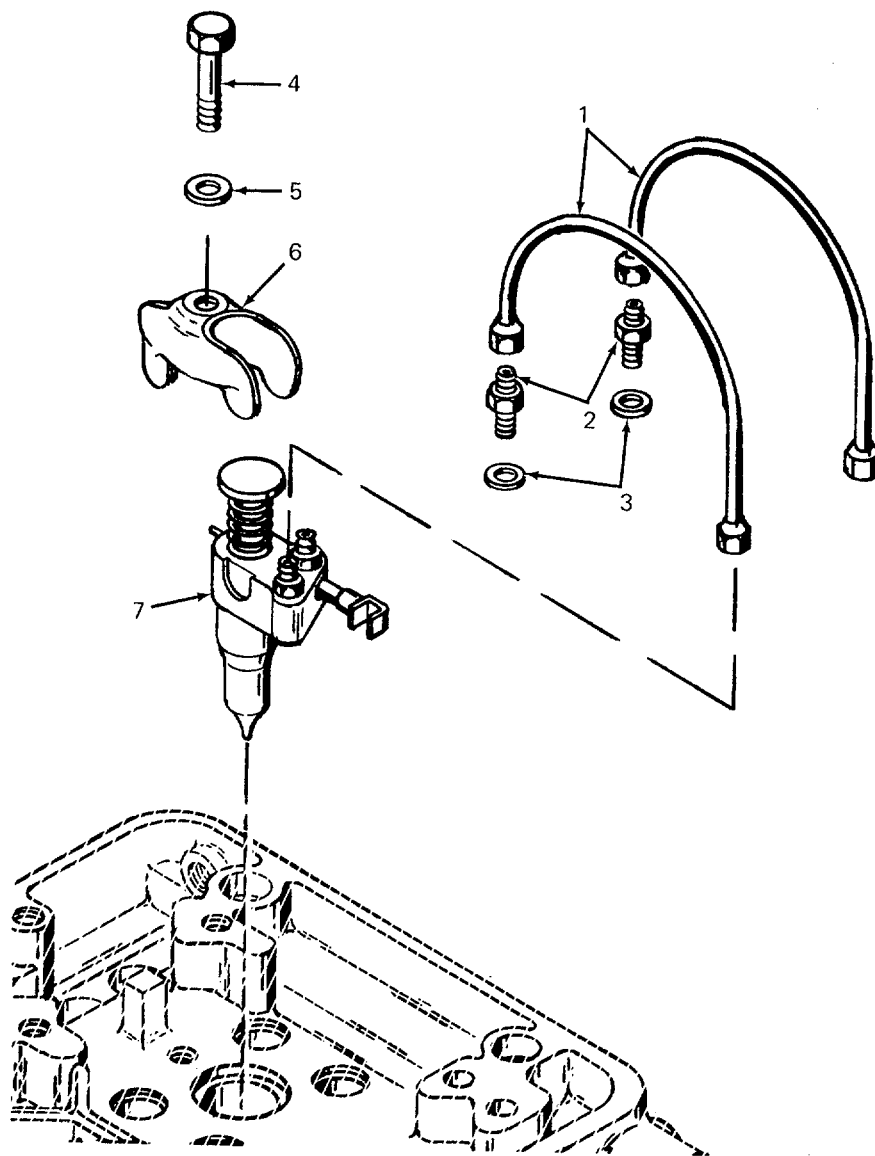


Figure 17. Fuel Injector Assembly Removal

SECTION II

TM 5-4320-300-24P

(1) ITEM NO.	(2) SMR CODE	(3) FSCM	(4) PART NO.	(5) DESCRIPTION AND USABLE ON CODES (UOC)	(6) QTY
				GROUP 04 FUEL SYSTEM	
				FIG. 17 FUEL INJECTOR ASSEMBLY REMOVAL	
1	XDFZZ	72582	5116204	.PIPE .....	6
2	XDFZZ	72582	5152138	.ADAPTER, STRAIGHT .....	6
3	XDFZZ	72582	5152148	.WASHER .....	6
4	XDFZZ	72582	180130	.BOLT .....	3
5	XDFZZ	72582	5150250	.WASHER .....	3
6	XDFZZ	72582	5121259	.CLAMP, FUEL INJECTOR .....	3
7	XDFFH	72582	5228783	.INJECTOR ASSEMBLY .....	3
				END OF FIGURE	

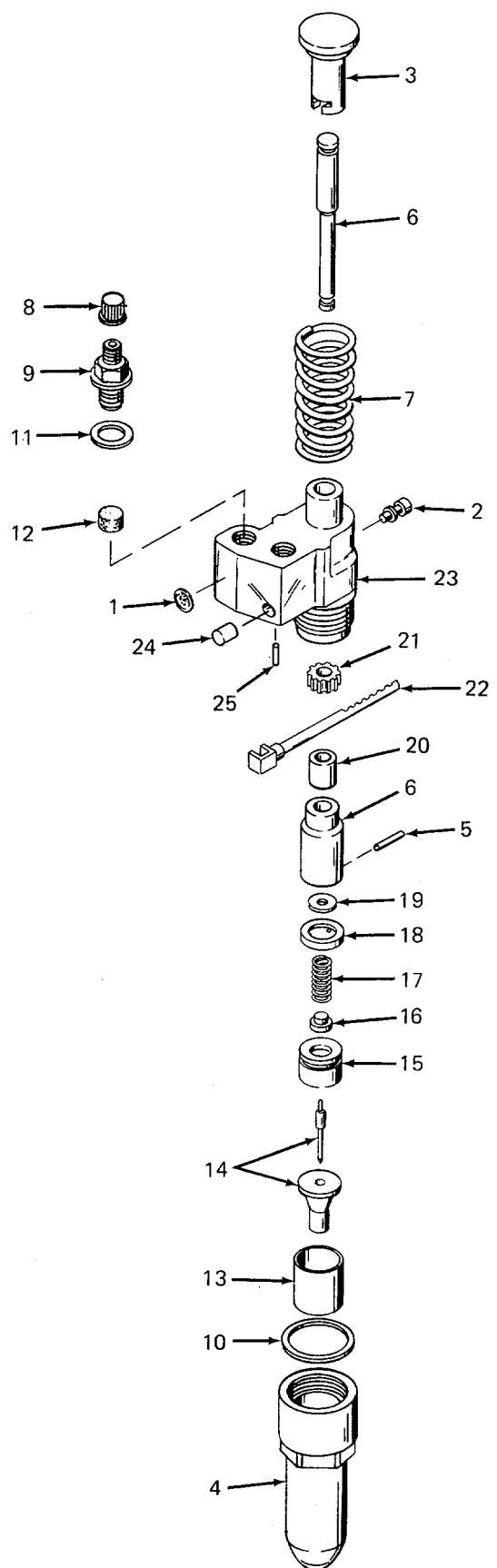


Figure 18. Fuel Injector Assembly

SECTION II

TM 5-4320-300-24P

(1) ITEM NO.	(2) SMR CODE	(3) FSCM	(4) PART NO.	(5) DESCRIPTION AND USABLE ON CODES (UOC)	(6) QTY
GROUP 04 FUEL SYSTEM					
FIG. 18 FUEL INJECTOR ASSEMBLY					
1	XDFZZ	72582	5228772	..TAG .....	3
2	XDFZZ	72582	5228608	..PIN, STOP, FUEL INJECTOR .....	3
3	PAFZZ	72582	5228104	..GUIDE, FOLLOWER .....	3
4	XDFZZ	72582	5228601	..NUT, INJECTOR, VALVE .....	3
5	PAFZZ	24617	N24188-20	..PIN, STRAIGHT, HEADLESS .....	3
6	PAFZZ	72582	5228749	..PLUNGER AND BUSHING .....	3
7	XDFZZ	72582	5228739	..SPRING, HELICAL .....	3
8	XDFZZ	72582	5226414	..CAP, PROTECTIVE, DUST PART OF KIT P/N .....	6
9	XDFZZ	72582	5228588	5229649. ..ADAPTER, STRAIGHT .....	6
10	PAFZZ	72582	5229167	..PACKING, PREFORMED PART OF KIT P/N .....	3
11	XDFZZ	72582	5226186	5229649 ..SPACER, RING PART OF KIT PIN 5229649 .....	6
12	PAFZZ	72582	5228587	..FILTER ELEMENT, FLUID PART OF KIT .....	3
13	XDFZZ	72582	5228109	P/N 5229649 ..SPACER, SLEEVE .....	3
14	PAFZZ	72582	5229034	..TIP ASSEMBLY, FUEL INJECTOR .....	3
15	XDFZZ	72582	5228594	..SEAT, HELICAL .....	3
16	XDFZZ	72582	5228766	..SEAT, HELICAL PART OF KIT P/N 5228769 .....	3
17	XDFZZ	72582	5228596	..SPRING, HELICAL PART OF KIT P/N 5228769 .....	3
18	PAFZZ	71934	5228696	..CAGE, VALVE INJECTOR .....	3
19	XDFZZ	71934	5228694	..DISK, SOLID, PLAIN .....	3
20	XDFZZ	72582	5228586	..SPACER, SLEEVE .....	3
21	PAFZZ	72582	5226400	..GEAR, SPUR .....	3
22	XDFZZ	72582	5226719	..RACK, INJECTOR .....	3
23	XDFZZ	72582	5228583	..BODY ASSEMBLY, FUEL .....	3
24	XDFZZ	72582	5226912	...PIN, STRAIGHT, HEADLESS .....	6
25	XDFZZ	72582	5226416	...PIN, STRAIGHT, HEADLESS .....	3
	PAFZZ	72582	5228769	..PARTS KIT, FUEL INJECTOR .....	3
				SEAT, HELICAL, (3) 18-16	
				SPRING, HELICAL, (3) 18-17	
	PAFZZ	72582	5229649	..PARTS KIT, FUEL INJECTOR .....	3
				CAP, PROTECTIVE, DUST (6) 18-8	
				FILTER ELEMENT, (3) 18-12	
				PACKING, PREFORMED (3) 18-10	
				SPACER, RING (6) 18-11	
END OF FIGURE					

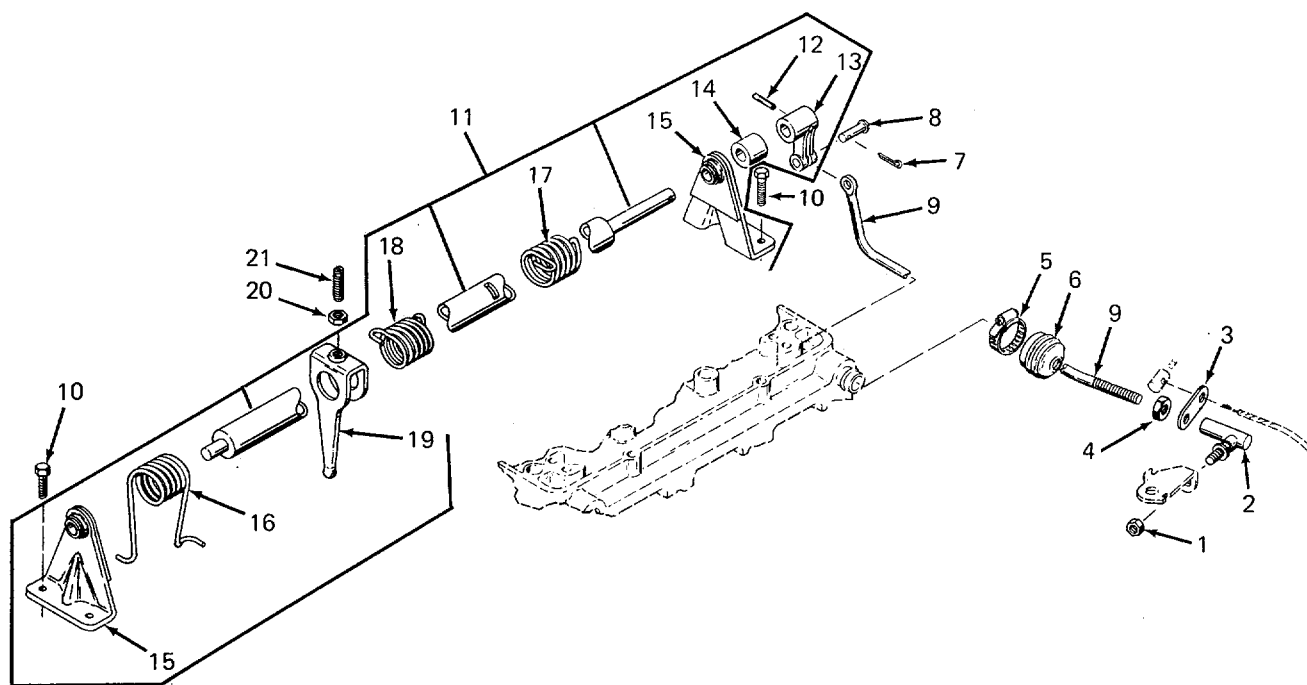


Figure 19. Fuel Control Tube Assembly

SECTION II

TM 5-4320-300-24P

(1) ITEM NO.	(2) SMR CODE	(3) FSCM	(4) PART NO.	(5) DESCRIPTION AND USABLE ON CODES (UOC)	(6) QTY
GROUP 04 FUEL SYSTEM					
FIG. 19 FUEL CONTROL TUBE ASSEMBLY					
1	XDFZZ	72582	114492	.NUT .....	1
2	XDFZZ	72582	5125518	.JOINT .....	1
3	XDFZZ	72582	5125571	.CLIP .....	1
4	XDFZZ	72582	122161	.NUT .....	1
5	XDFZZ	72582	111610	.CLAMP .....	1
6	XDFZZ	72582	5121385	.BOOT .....	1
7	PAFZZ	96152	A82-1	.PIN, COTTER .....	1
8	XDFZZ	72582	114783	.PIN .....	1
9	XDFZZ	72582	5125323	.LINK .....	1
10	XDFZZ	72582	9422203	.SCREW .....	4
11	XDFZZ	72582	5103313	.TUBE AND LEVER ASSEMBLY .....	1
12	XDFZZ	72582	142486	..PIN .....	1
13	XDFZZ	72582	5116267	..LEVER, REMOTE CONTROL .....	1
14	XDFZZ	72582	5116266	..SPACER, SLEEVE .....	1
15	XDFZZ	72582	5116264	..BRACKET, INJECTOR .....	2
16	XDFZZ	72582	5116265	..SPRING, HELICAL .....	1
17	XDFZZ	72582	5101295	..SPRING .....	1
18	XDFZZ	72582	5101258	..SPRING .....	1
19	XDFZZ	72582	5101397	..LEVER .....	3
20	XDFZZ	72582	120613	.NUT .....	3
21	PAFZZ	72582	5101392	.SCREW .....	3
END OF FIGURE					



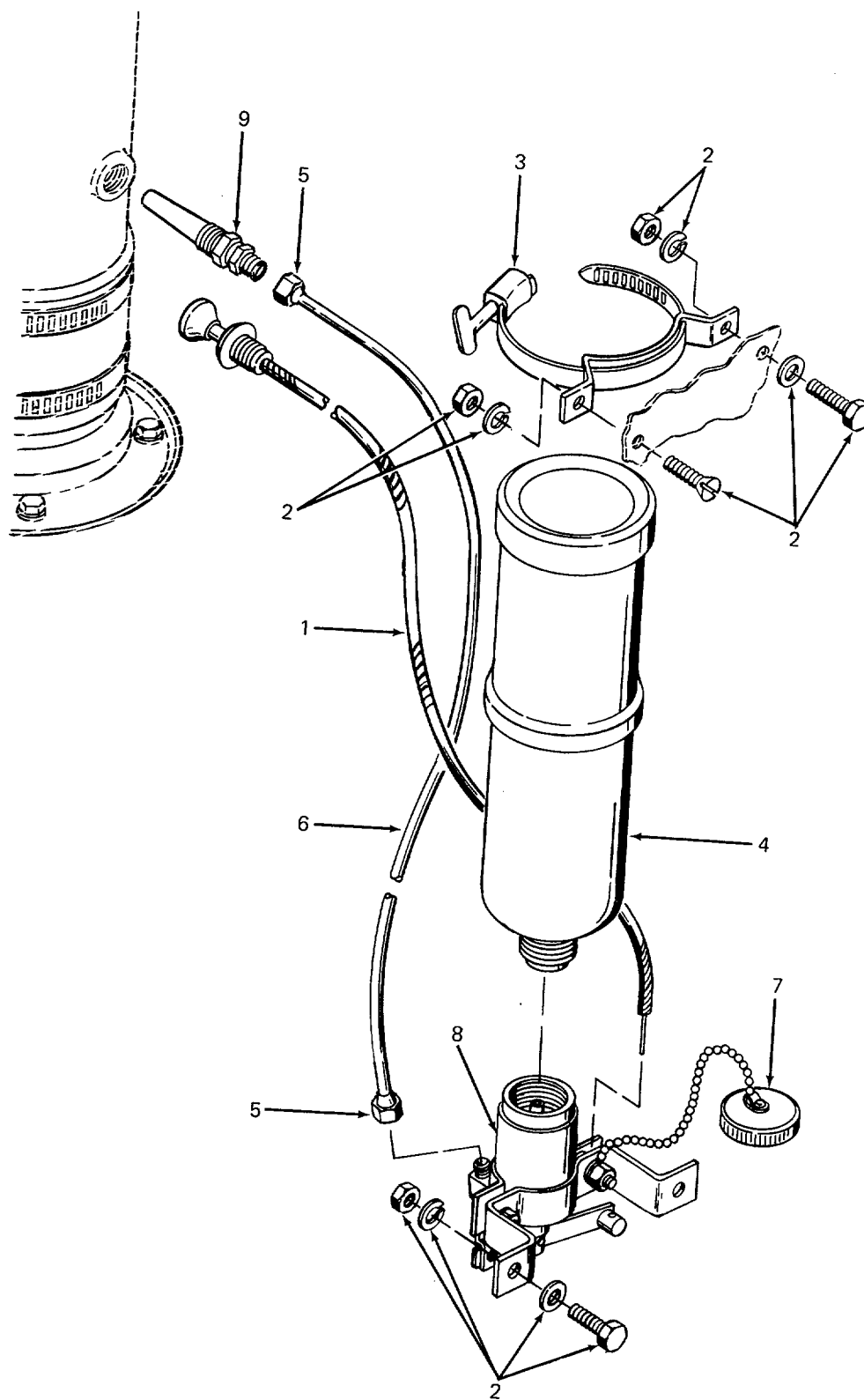


Figure 20. Starting Aid Control, Ether Cylinder, and Atomizer

SECTION II

TM 5-4320-300-24P

(1) ITEM NO.	(2) SMR CODE	(3) FSCM	(4) PART NO.	(5) DESCRIPTION AND USABLE ON CODES (UOC)	(6) QTY
GROUP 04 FUEL SYSTEM					
FIG. 20 STARTING AID CONTROL CABLE, ETHER CYLINDER, AND ATOMIZER					
1	XDOZZ	53203	130137	.CABLE .....	1
2	XDOZZ	53203	300300	.HARDWARE .....	1
3	XDOZZ	53203	300179	.CLAMP, CYLINDER .....	1
4	XDOZZ	96906	MS39254	.CARTRIDGE, ENGINE STARTING .....	1
5	XDOZZ	87373	61CA-2	.NUT AND SLEEVE .....	2
6	XDOZZ	53203	3000179	.TUBING .....	1
7	XDOZZ	53203	300000	.CAP .....	1
8	XDOZZ	53203	21149	.VALVE .....	1
9	XDFZZ	53203	220204	.ATOMIZER, 1/8 IN STRAIGHT (SHORT) .....	1
END OF FIGURE					

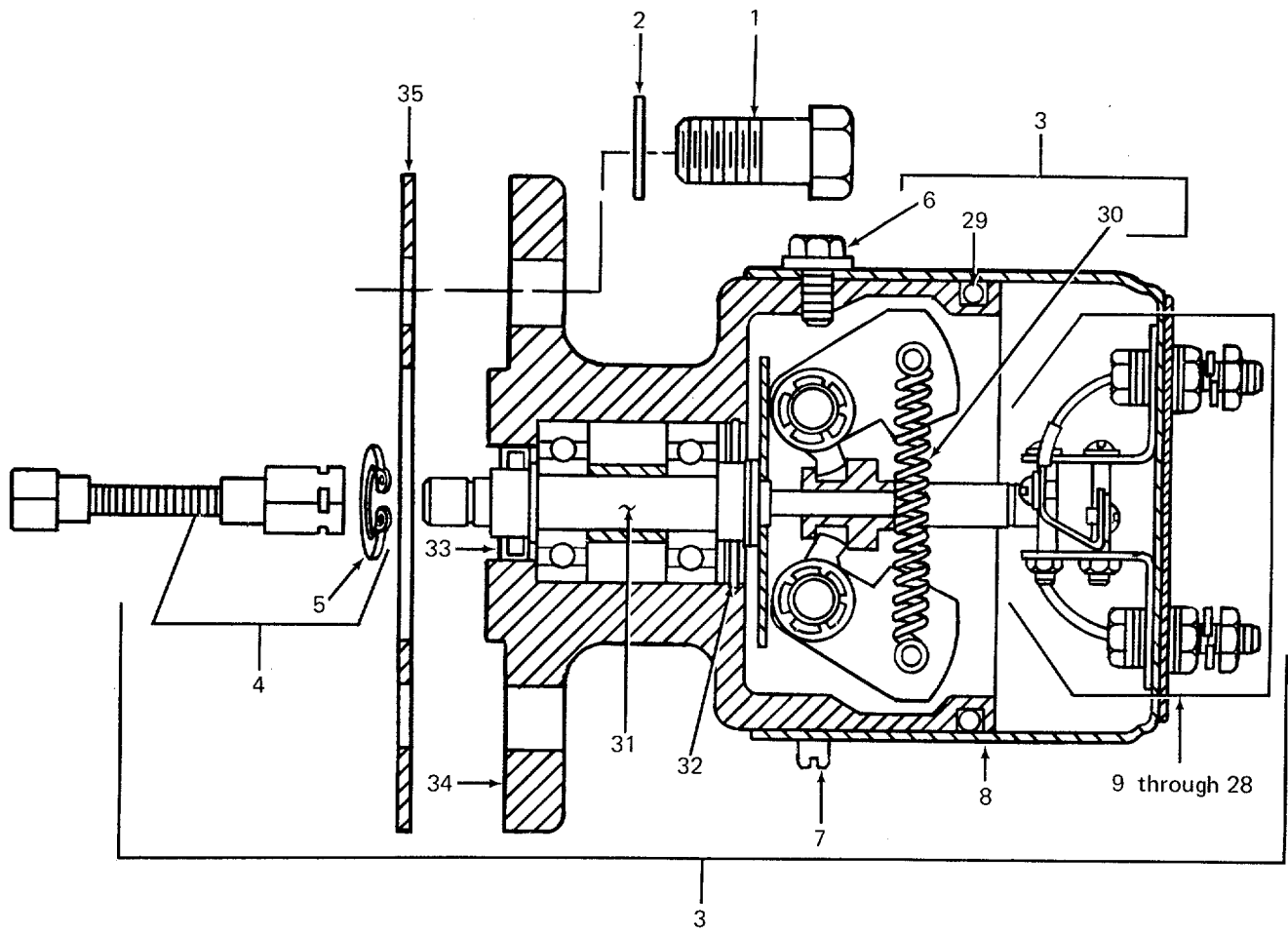


Figure 21. Overspeed Governor

## SECTION II

TM 5-4320-300-24P

(1) ITEM NO.	(2) SMR CODE	(3) FSCM	(4) PART NO.	(5) DESCRIPTION AND USABLE ON CODES (UOC)	(6) QTY
				GROUP 04 FUEL SYSTEM	
				FIG. 21 OVERSPEED GOVERNOR	
1	XDFZZ	72582	186625	..BOLT, MACHINE .....	2
2	XDFZZ	72582	103320	..WASHER, LOCK .....	2
3	XDFZZ	72582	5131862	..GOVERNOR .....	1
4	XDFZZ	72582	5195723	..SHAFT ASSEMBLY, INCLUDES RETAINER .....	1
5	XDFZZ	72582	5195675	..RETAINER, DRIVE SHAFT .....	1
6	XDFZZ	72582	5198485	..SCREW .....	1
7	XDFZZ	72582	5195846	..STUD .....	2
8	XDFZZ	72582	5197891	..CAP, SINGLE SWITCH .....	1
9	XDFZZ	72582	446143	..WASHER, #8 .....	7
10	XDFZZ	72582	120622	..NUT .....	3
11	XDFZZ	72582	121752	..WASHER, LOCK, #8, EXTERNAL TOOTH .....	3
12	XDFZZ	72582	271163	..NUT, PLAIN, ASSEMBLED, 8-32, INCLUDES EXT TOOTH L/W	3
13	XDFZZ	72582	446143	..WASHER .....	7
14	XDFZZ	72582	5195838	..INSULATOR, WASHER, 21/2 IN DIA, 3 HOLES .....	1
15	XDFZZ	72582	132768	..SCREW, #8-32X3/4 .....	3
16	XDFZZ	72582	446143	..WASHER .....	3
17	PAFZZ	72582	5195841	..WASHER, #8, INSULATING .....	3
18	XDFZZ	72582	5195842	..INSULATOR, WASHER .....	11
19	XDFZZ	72582	9419442	..NUT, #3-48 STOP .....	2
20	XDFZZ	72582	5195834	..WASHER, LOCK .....	2
21	XDFZZ	72582	421566	..SCREW, 3-48X3/4 RD HD, SLOTTED .....	2
22	XDFZZ	72582	9407493	..SCREW, 4-40X1/8 RD HD, SLOTTED .....	4
23	XDFZZ	72582	138522	..WASHER, LOCK .....	4
24	XDOZZ	72582	5197892	..BRACKET .....	1
25	XDFZZ	72582	5197893	..BRACKET .....	1
26	XDOZZ	72582	5197896	..LEAD, ELECTRICAL .....	3
27	PAFZZ	72582	5197894	..SWITCH, ELECTRICAL .....	1
28	XDFZZ	72582	5197895	..CONNECTOR, ELECTRICAL .....	1
29	PAFZZ	72582	5195822	..RING, SEAL BETWEEN BODY AND COVER .....	1
30	XDFZZ	72582	5195824	..SPRING .....	2
31	XDFZZ	72582	5197897	..SHAFT AND WEIGHT .....	1
32	XAFZZ	72582	5195848	..RING, RETAINER, BEARING .....	1
33	PAFZZ	72582	5195820	..SEAL .....	1
34	XDFZZ	72582	5195867	..HOUSING .....	1
35	PAFZZ	72582	3222141	..GASKET .....	1
				END OF FIGURE	

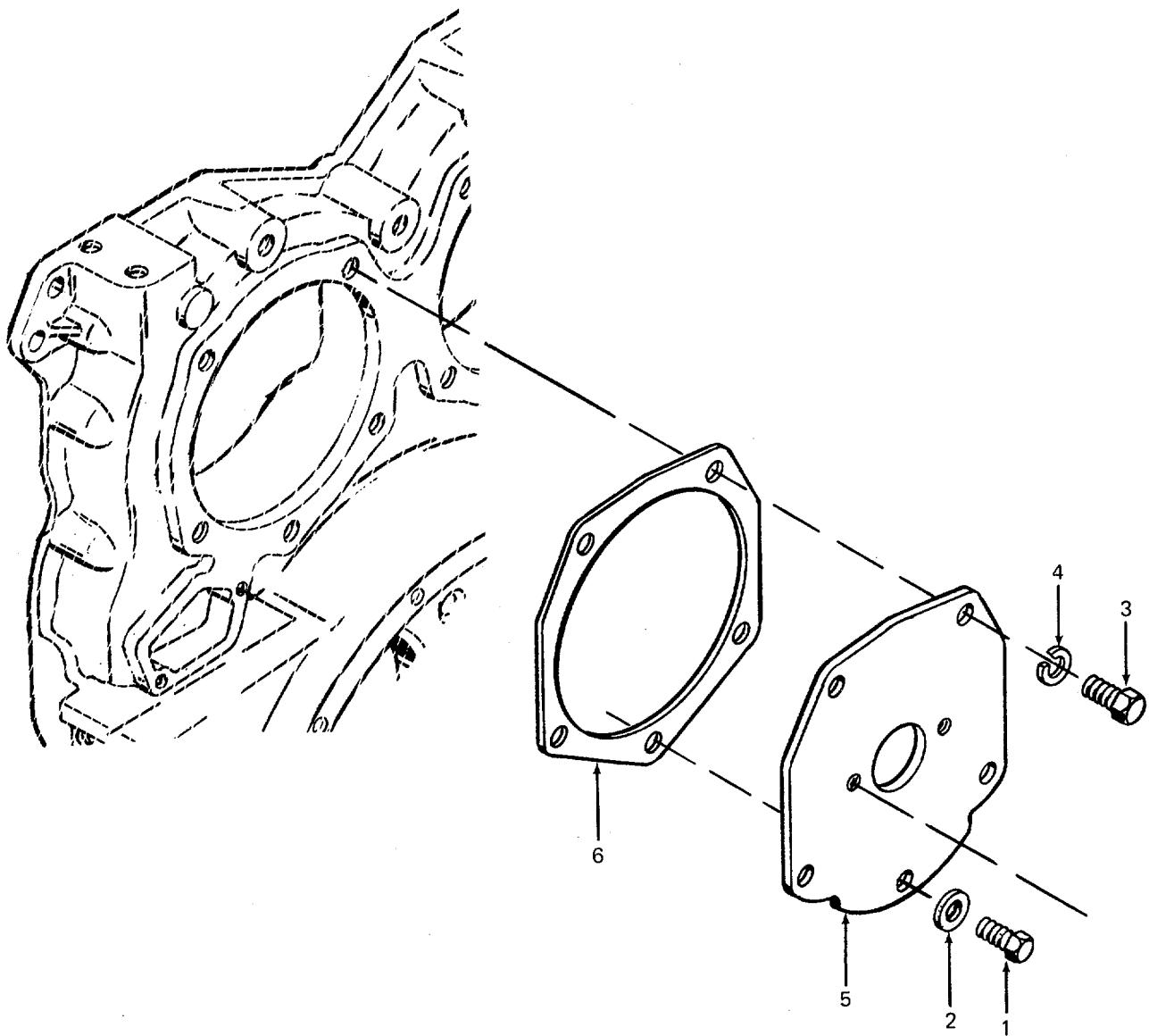


Figure 22. Overspeed Governor Adaptor

SECTION II

TM 5-4320-300-24P

(1) ITEM NO.	(2) SMR CODE	(3) FSCM	(4) PART NO.	(5) DESCRIPTION AND USABLE ON CODES (UOC)	(6) QTY
				GROUP 04 FUEL SYSTEM	
				FIG. 22 OVERSPEED GOVERNOR ADAPTOR	
1	PAFZZ	96906	MS90725-84	.SCREW, CAP, HEXAGON HEAD .....	1
2	XDFZZ	72582	5150568	.WASHER, FLAT .....	1
3	XDFZZ	72582	122408	.BOLT .....	4
4	XDFZZ	72582	103323	.WASHER, LOCK .....	4
5	XDFZZ	72582	5131946	.ADAPTOR .....	1
6	PAFZZ	72582	5104506	.GASKET .....	1
				END OF FIGURE	

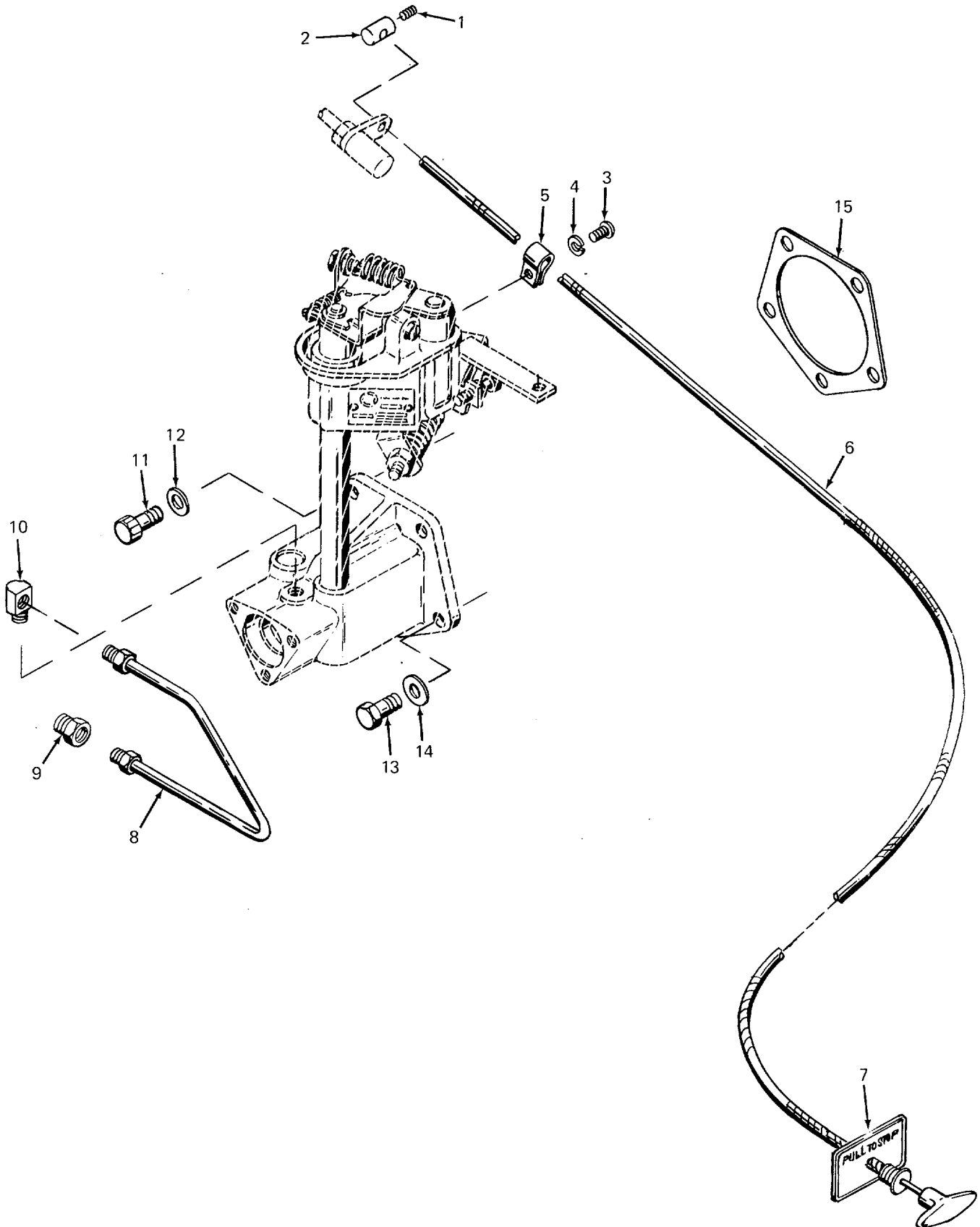


Figure 23. Mechanical Governor Mounting Hardware and PULL TO STOP Controls

SECTION II

TM 5-4320-300-24P

(1) ITEM NO.	(2) SMR CODE	(3) FSCM	(4) PART NO.	(5) DESCRIPTION AND USABLE ON CODES (UOC)	(6) QTY
GROUP 04 FUEL SYSTEM					
FIG. 23 MECHANICAL GOVERNOR MOUNTING HARDWARE AND PULL TO STOP CONTROLS					
1	PAFZZ	72582	140855	.SCREW .....	1
2	PAFZZ	72582	374437	.NUT, PLAIN, ROUND .....	1
3	XDFZZ	72582	110499	.SCREW .....	2
4	XDFZZ	72582	120217	.WASHER, LOCK .....	2
5	XDFZZ	72582	5155782	.CLIP .....	2
6	XDFZZ	72582	5146238	.WIRE .....	1
7	XDFZZ	72582	5184255	.PLATE .....	1
8	XDFZZ	72582	5129726	.TUBE ASSEMBLY, METAL .....	1
9	XDFZZ	72582	442321	.ADAPTER, STRAIGHT, PIPE .....	1
10	XDFZZ	72582	5166265	.ELBOW, PIPE TO TUBE .....	1
11	XDFZZ	72582	9414285	.BOLT, SPECIAL .....	3
12	XDFZZ	72582	5145225	.WASHER .....	3
13	XDFZZ	72582	186679	.BOLT .....	2
14	XDFZZ	72585	9414322	.WASHER .....	2
15	PAFZZ	72582	5116336	.GASKET .....	1
END OF FIGURE					



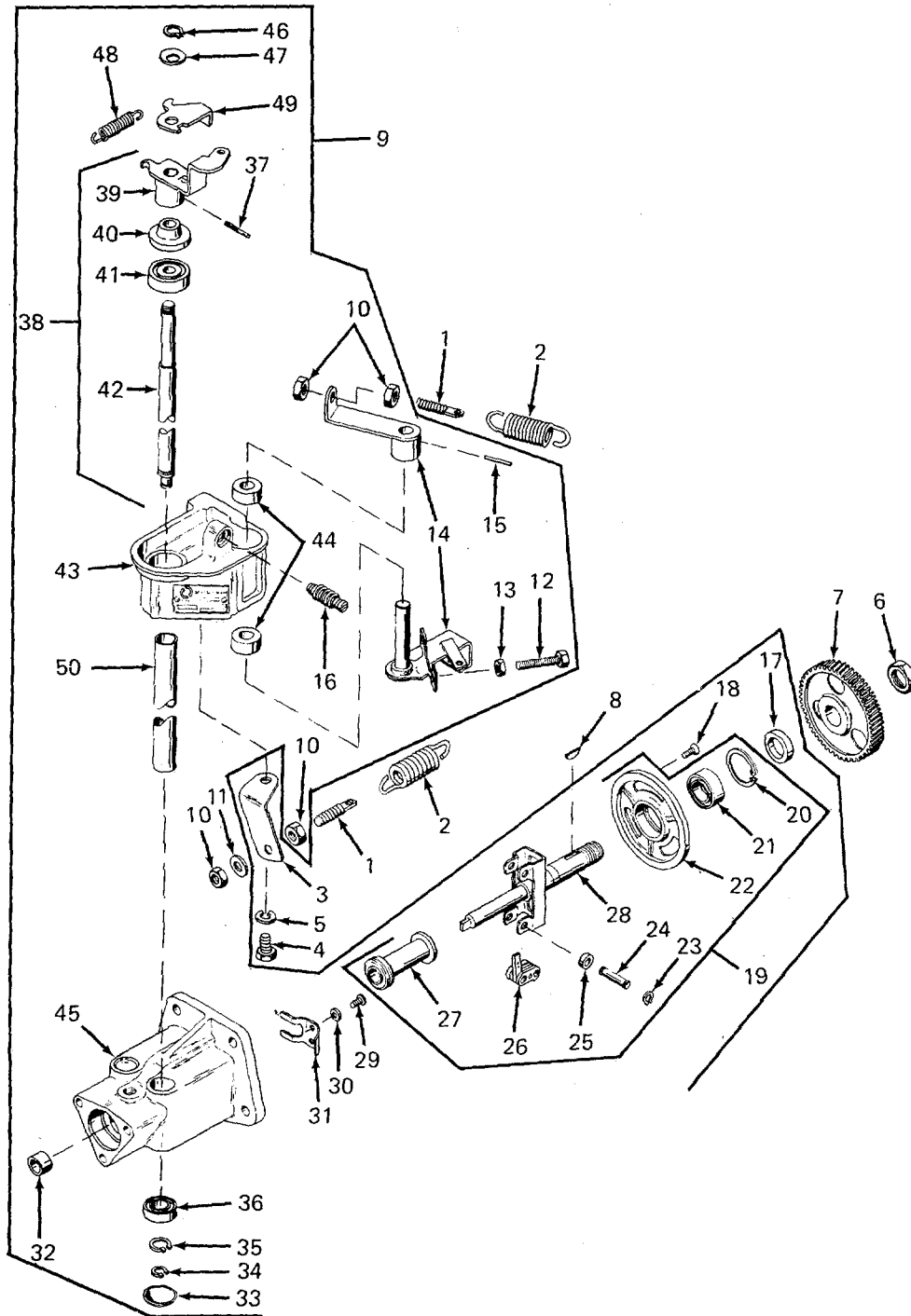


Figure 24. Mechanical Governor

## SECTION II

TM 5-4320-300-24P

(1) ITEM NO.	(2) SMR CODE	(3) FSCM	(4) PART NO.	(5) DESCRIPTION AND USABLE ON CODES (UOC)	(6) QTY
				GROUP 04 FUEL SYSTEM	
				FIG. 24 MECHANICAL GOVERNOR	
1	XDFZZ	72582	5124976	..BOLT .....	2
2	XDFZZ	72582	5125426	..SPRING .....	2
3	XDFZZ	72582	5125407	..BRACKET .....	1
4	XDFZZ	72582	122007	..BOLT .....	1
5	XDFZZ	72582	120214	..WASHER, LOCK .....	1
6	XDFZZ	72582	456884	..NUT .....	1
7	XDFZZ	72582	5116026	..GEAR, HELICAL .....	1
8	XDFZZ	72582	124546	..KEY .....	1
9	XDFFF	72582	5129737	..GOVERNOR .....	1
10	XDFZZ	72582	122193	..NUT .....	4
11	XDFZZ	72582	120393	..WASHER .....	1
12	XDFZZ	72582	5125063	..BOLT .....	2
13	XDFZZ	72582	103089	..NUT .....	2
14	XDFZZ	72582	5125453	..LEVER AND SHAFT .....	1
15	PAFZZ	96906	MS16562-36	..PIN, SPRING .....	1
16	XDFZZ	72582	5177083	..SCREW ASSEMBLY .....	1
17	XDFZZ	72582	5122738	..SPACER, SLEEVE .....	1
18	XDFZZ	72582	110529	..SCREW .....	1
19	XDFZZ	72582	5125043	..SHAFT AND CARRIER .....	1
20	XDFZZ	72582	9411502	...RING, RETAINING .....	1
21	XDFZZ	66935	029-12197	...BEARING, BALL .....	1
22	XDFZZ	72582	5122783	...SUPPORT, BEARING, GOVERNOR .....	1
23	PAFZZ	72582	9411504	...RING, RETAINING .....	4
24	XDFZZ	72582	5125044	...PIN .....	2
25	XDFZZ	72582	5125339	...SPACER .....	4
26	XDFZZ	72582	5122773	...WEIGHT .....	2
27	XDFZZ	72582	5109544	...RISER, GOVERNOR .....	1
28	XDFZZ	72582	5196856	...SHAFT ASSEMBLY .....	1
29	XDFZZ	72582	187837	...SCREW .....	2
30	XDFZZ	72582	120217	...WASHER, LOCK .....	2
31	XDFZZ	72582	5122741	...FORK .....	1
32	PAFZZ	72582	5119127	...BEARING, SLEEVE .....	1
33	XBZZ	72582	9428477	...PLUG, EXPANSION .....	1
34	PAFZZ	72582	274844	...RING, RETAINING .....	1
35	PAFZZ	96906	MS16625-1090	...RING, RETAINING .....	1
36	PAFZZ	43766	6062-2	...BEARING, BALL .....	1
37	XDFZZ	72582	455297	...PIN .....	1
38	XDFZZ	72582	5125190	...SHAFT .....	1
39	XDFZZ	725821	5124394	...LEVER .....	1
40	XDFZZ	72582	5125154	...SHIELD .....	1
41	PAFZZ	72582	9431895	...BEARING, BALL .....	1
42	XAFZZ	72582	5123597	...SHAFT .....	1
43	XDFZZ	72582	5125674	..HOUSING .....	1
44	PAFZZ	72582	5125052	..BUSHING, SLEEVE .....	2

SECTION II

TM 5-4320-300-24P

(1) ITEM NO.	(2) SMR CODE	(3) FSCM	(4) PART NO.	(5) DESCRIPTION AND USABLE ON CODES (UOC)	(6) QTY
45	XDFZZ	72582	5129730	.HOUSING .....	1
46	XDFZZ	72582	5122732	.RING, RETAINING .....	1
47	XDFZZ	72582	5126243	.WASHER .....	1
48	XDFZZ	72582	5125107	.SPRING .....	1
49	XDFZZ	72582	5125277	.LEVER .....	1
50	XDFZZ	72582	5122754	.TUBE .....	1
END OF FIGURE					

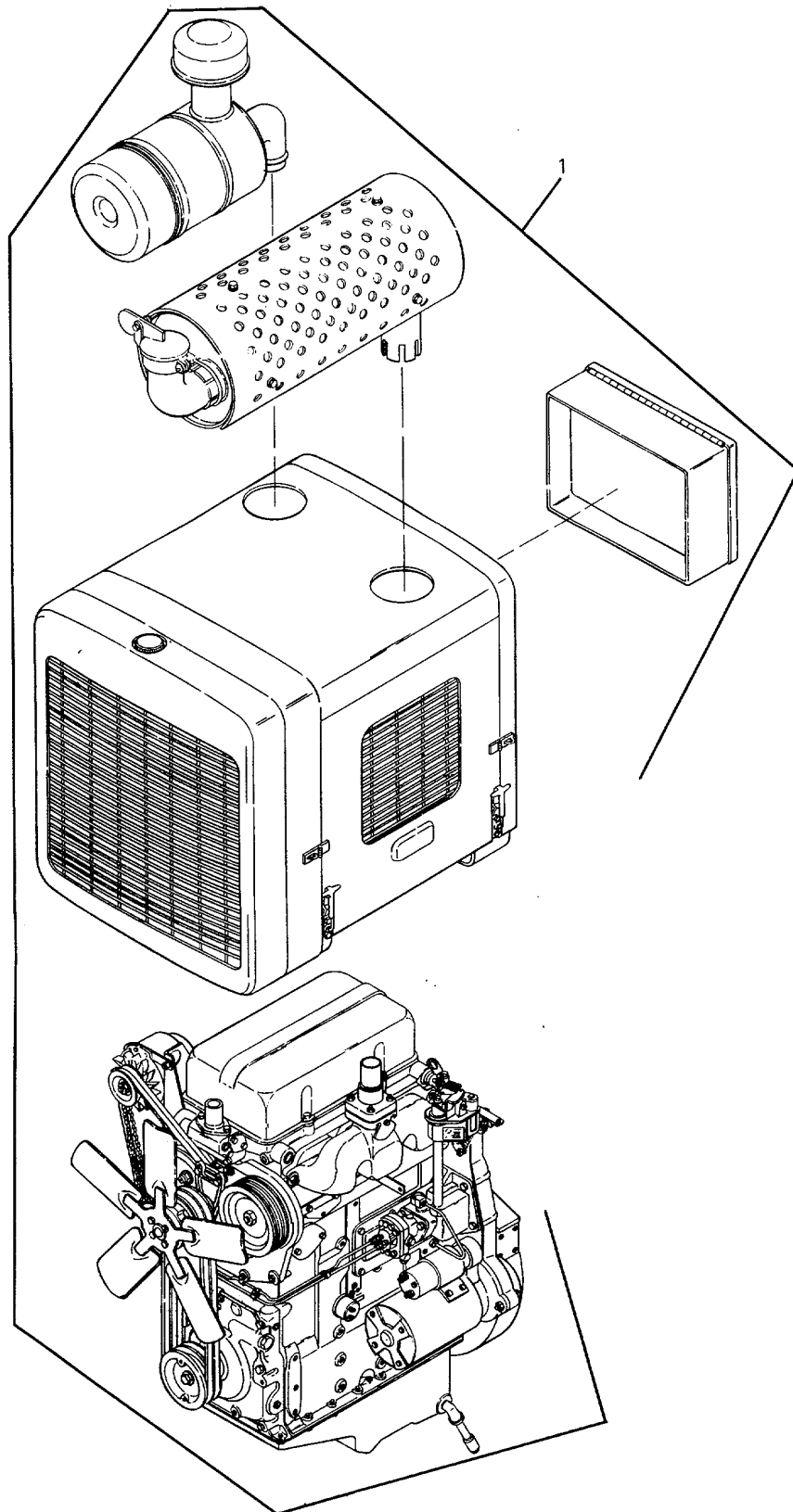


Figure 25. Engine Assembly

SECTION II

TM 5-4320-300-24P

(1) ITEM NO.	(2) SMR CODE	(3) FSCM	(4) PART NO.	(5) DESCRIPTION AND USABLE ON CODES (UOC)	(6) QTY
1	PDOFH	72582	5033-7001	GROUP 05 ENGINE ASSEMBLY FIG. 25 ENGINE ASSEMBLY ENGINE, DIESEL .....  END OF FIGURE	1

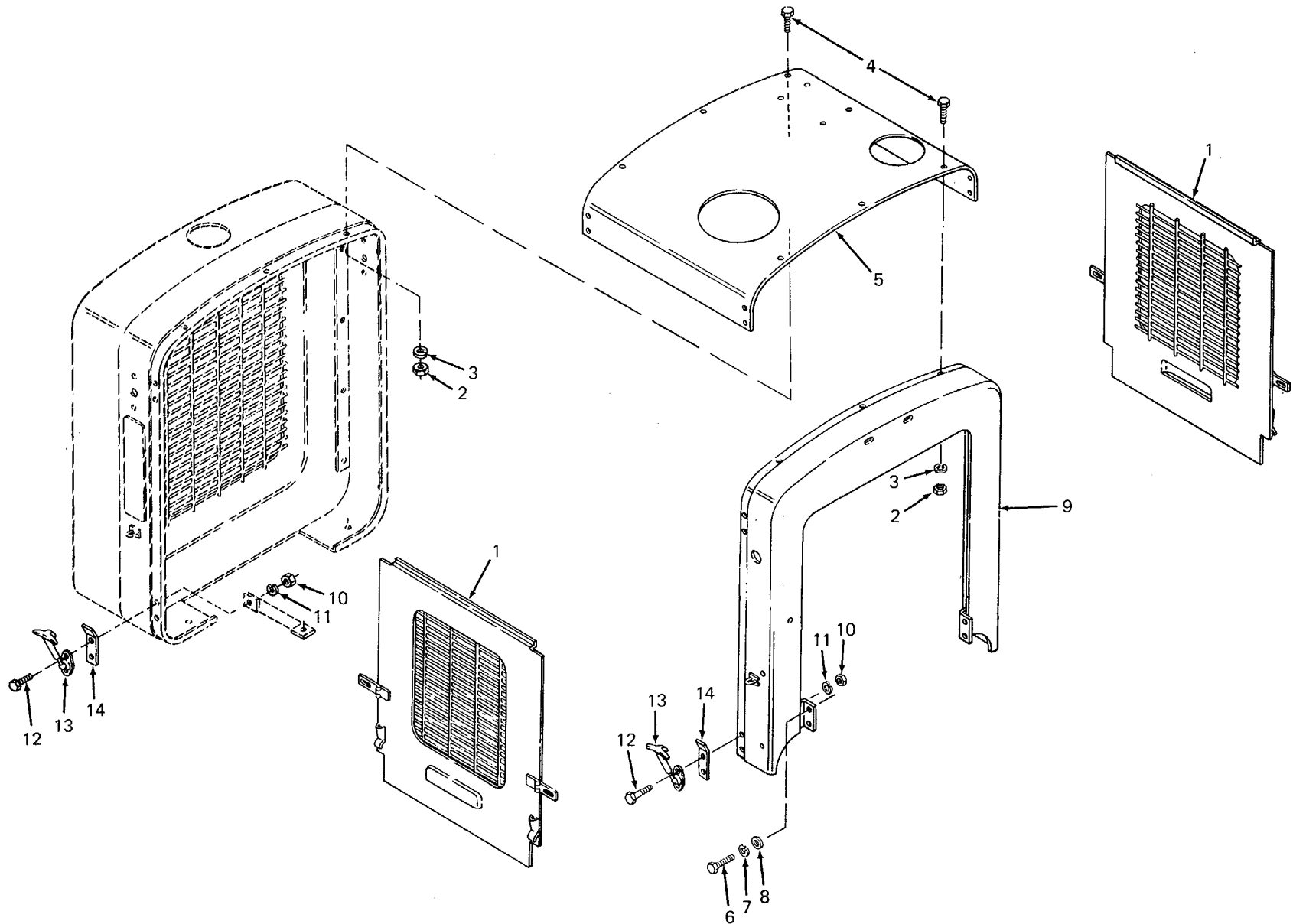


Figure 26. Engine panels, Hood, Support, Catch, and Bracket

SECTION II

TM 5-4320-300-24P

(1) ITEM NO.	(2) SMR CODE	(3) FSCM	(4) PART NO.	(5) DESCRIPTION AND USABLE ON CODES (UOC)	(6) QTY
				GROUP 05 ENGINE ASSEMBLY	
				FIG. 26 ENGINE PANELS, HOOD, SUPPORT, CATCH, AND BRACKET	
1	XDFZZ	72582	5135964	.PANEL .....	2
2	XDFZZ	72582	114492	.NUT .....	14
3	XDFZZ	72582	103319	.WASHER, LOCK .....	14
4	XDFZZ	72582	181309	.BOLT .....	14
5	XDFZZ	72582	5135967	.HOOD .....	1
6	XDFZZ	72582	454990	.BOLT .....	4
7	XDFZZ	72582	103323	.WASHER, LOCK .....	4
8	XDFZZ	72582	103343	.WASHER .....	4
9	XDFZZ	72582	514353	.SUPPORT .....	1
10	XDFZZ	72582	114492	.NUT .....	8
11	XDFZZ	72582	103319	.WASHER, LOCK .....	8
12	XDFZZ	72582	181309	.BOLT .....	8
13	XDFZZ	72582	5171531	.CATCH .....	4
14	XDFZZ	72582	5135805	.BRACKET .....	4
				END OF FIGURE	

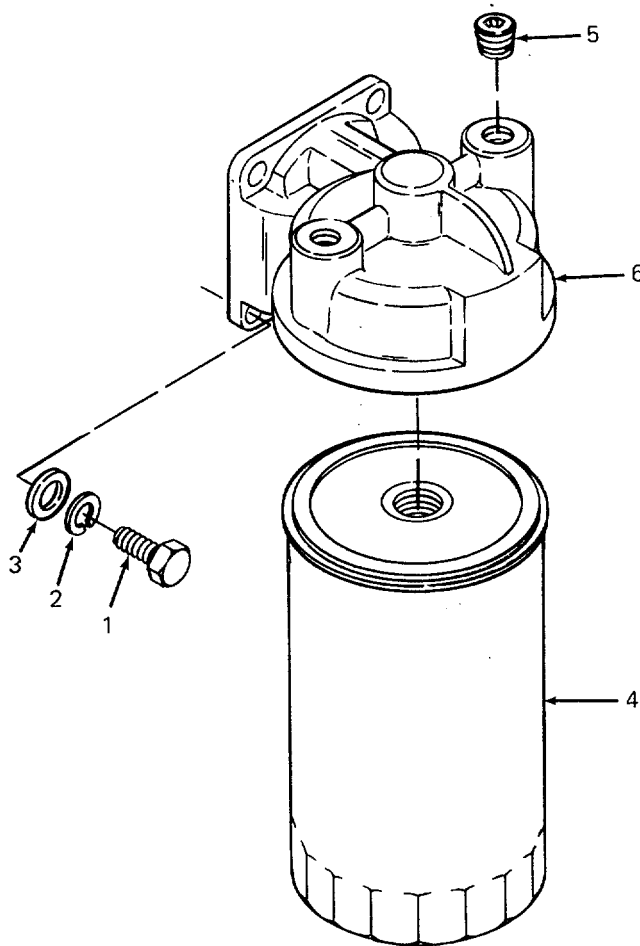


Figure 27. Oil Filter Element and Adapter



SECTION II

TM 5-4320-300-24P

(1) ITEM NO.	(2) SMR CODE	(3) FSCM	(4) PART NO.	(5) DESCRIPTION AND USABLE ON CODES (UOC)	(6) QTY
				GROUP 05 ENGINE ASSEMBLY	
				FIG. 27 OIL FILTER ELEMENT AND ADAPTOR	
1	XDOZZ	72582	186628	.BOLT .....	4
2	XDOZZ	72582	103321	.WASHER, LOCK .....	4
3	XDOZZ	72582	103341	.WASHER .....	4
4	PAOZZ	70040	PF-947	.FILTER ELEMENT, FLUID .....	1
5	XDOZZ	72582	5121182	.PLUG, PIPE .....	2
6	XDOZZ	72582	5104419	.ADAPTOR .....	1
				END OF FIGURE	

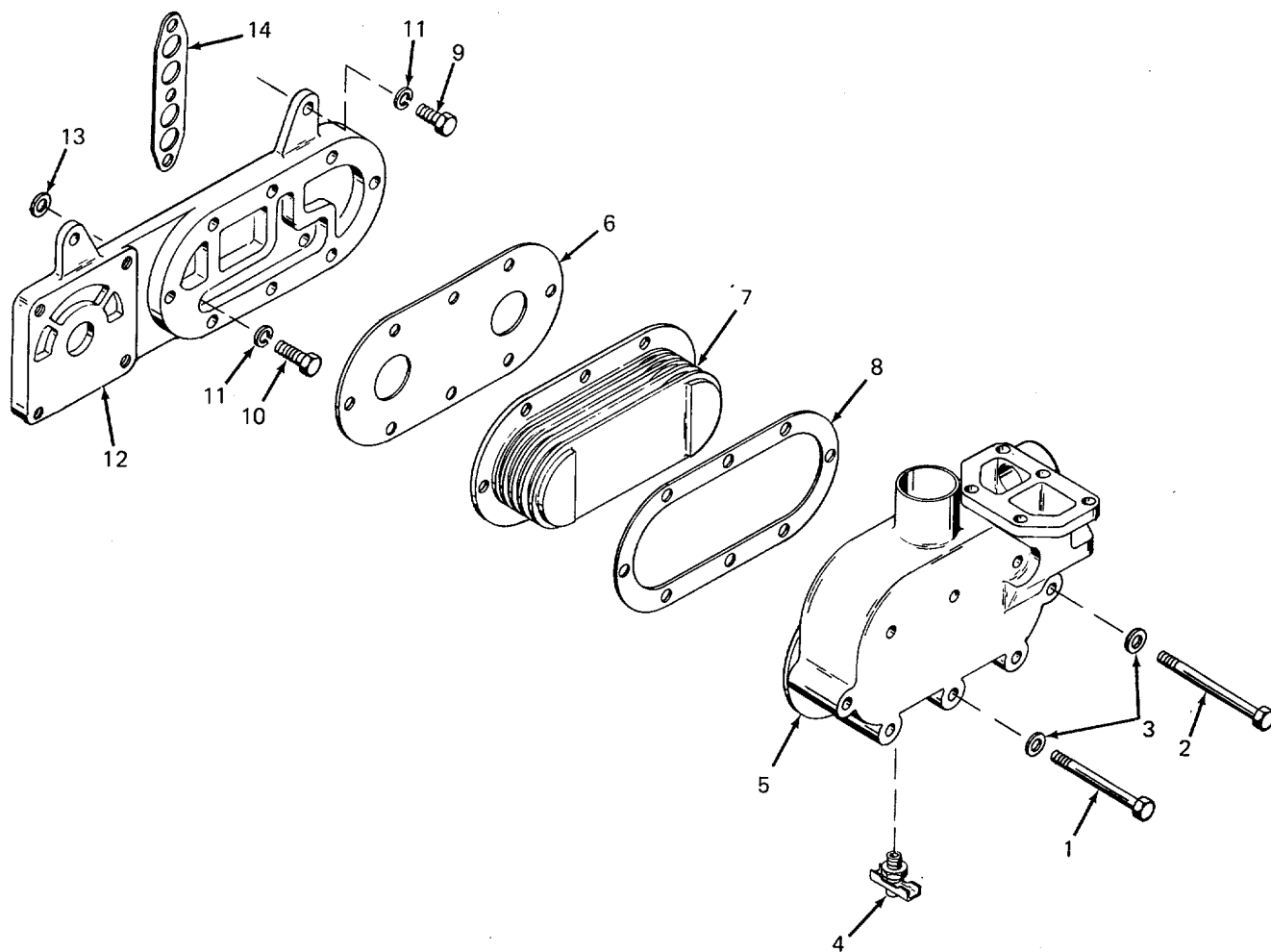


Figure 28. Oil Cooler

SECTION II

TM 5-4320-300-24P

(1) ITEM NO.	(2) SMR CODE	(3) FSCM	(4) PART NO.	(5) DESCRIPTION AND USABLE ON CODES (UOC)	(6) QTY
				GROUP 05 ENGINE ASSEMBLY	
				FIG. 28 OIL COOLER	
1	XDFZZ	72582	179830	.BOLT .....	7
2	XDFZZ	72582	186270	.BOLT .....	1
3	XDFZZ	96906	MS35338-45	.WASHER, LOCK .....	8
4	XDFZZ	72582	103647	.DRAINCOCK .....	1
5	XDFZZ	72582	5119451	.HOUSING .....	1
6	PAFZZ	72582	5150155	.GASKET .....	1
7	XDFZZ	72582	8501328	.CORE ASSEMBLY .....	1
8	PAFZZ	72582	5102506	.GASKET .....	1
9	XDFZZ	72582	186622	.BOLT .....	4
10	XDFZZ	72582	179847	.BOLT .....	2
11	XDFZZ	72582	103321	.WASHER, LOCK .....	6
12	XDFZZ	72582	5123413	.ADAPTER, OIL COOLER .....	1
13	PAFZZ	72582	5175882	.GASKET .....	3
14	PAFZZ	72582	5119286	.GASKET .....	1
				END OF FIGURE	

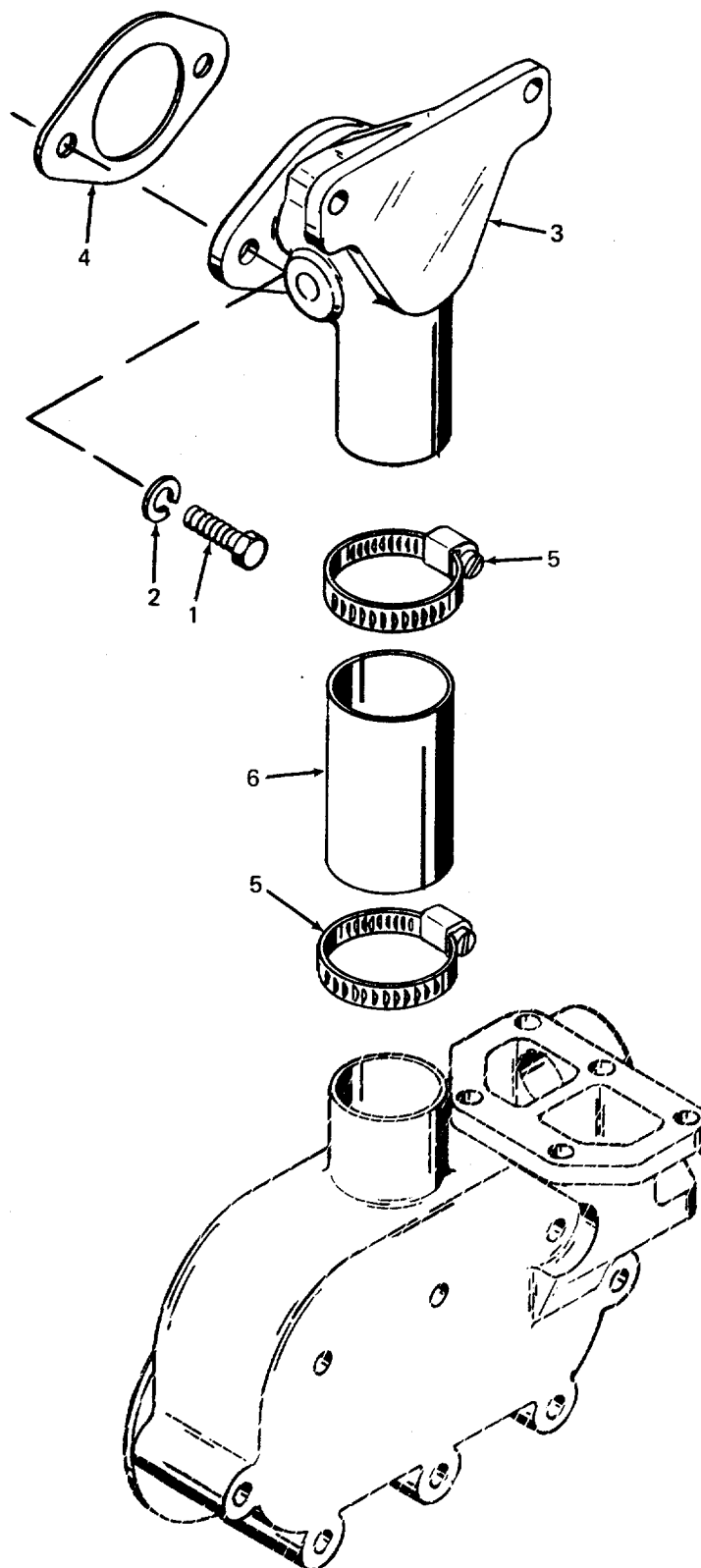
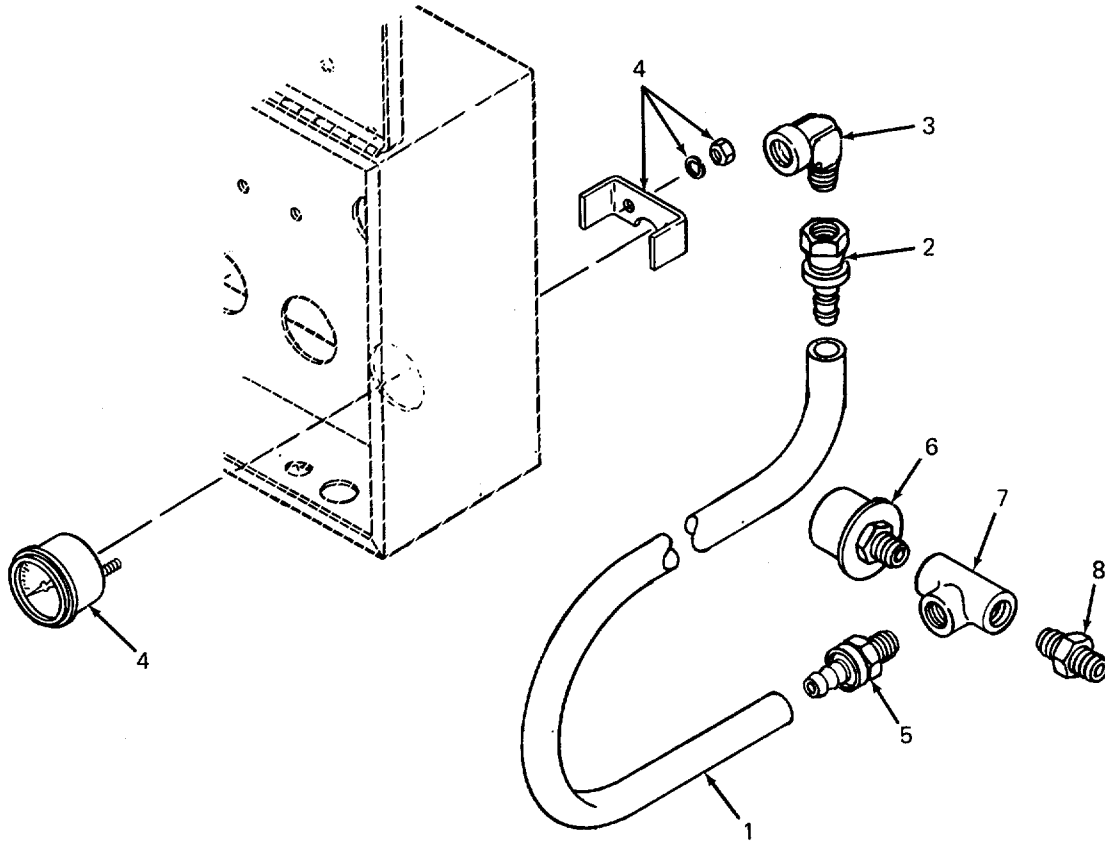


Figure 29. Oil Cooler Water Outlet Elbow, Gasket and Hose

SECTION II

TM 5-4320-300-24P

(1) ITEM NO.	(2) SMR CODE	(3) FSCM	(4) PART NO.	(5) DESCRIPTION AND USABLE ON CODES (UOC)	(6) QTY
				GROUP 05 ENGINE ASSEMBLY	
				FIG. 29 OIL COOLER WATER OUTLET ELBOW, GASKET, AND HOSE	
1	XDFZZ	72582	186619	BOLT .....	2
2	PAFZZ	72582	103321	WASHER, LOCK .....	2
3	XDFZZ	72582	5116409	ADAPTER, STRAIGHT .....	1
4	PAFZZ	72582	5116092	GASKET .....	1
5	PAFZZ	72582	8920537	CLAMP .....	2
6	PAFZZ	03481	CS4720- 00172A216R	HOSE, NONMETALLIC, 1 7/8 ID X 4 3/4 IN L .....	1
				END OF FIGURE	



**Figure 30. Oil Pressure Gage, Lines, and Low Oil Pressure Cutoff Switch**

SECTION II

TM 5-4320-300-24P

(1) ITEM NO.	(2) SMR CODE	(3) FSCM	(4) PART NO.	(5) DESCRIPTION AND USABLE ON CODES (UOC)	(6) QTY
				GROUP 05 ENGINE ASSEMBLY	
				FIG. 30 OIL PRESSURE GAGE, LINES, AND LOW OIL PRESSURE CUTOFF SWITCH	
1	PAOZZ	87373	831-4	.HOSE, NONMETALLIC .....	1
2	XDOZZ	79470	4-404	.FITTING .....	1
3	XDOZZ	72582	127887	.ELBOW .....	1
4	PAOZZ	70040	6464939	.GAGE, PRESSURE, OIL .....	1
5	XDOZZ	87373	30182-2-4	.FITTING .....	1
6	PAOZZ	72582	5100722	.SWITCH, PRESSURE .....	1
7	XDOZZ	87373	022T-2-2	.TEE .....	1
8	XDOZZ	87373	0101-2-2	.NIPPLE .....	1
				END OF FIGURE	

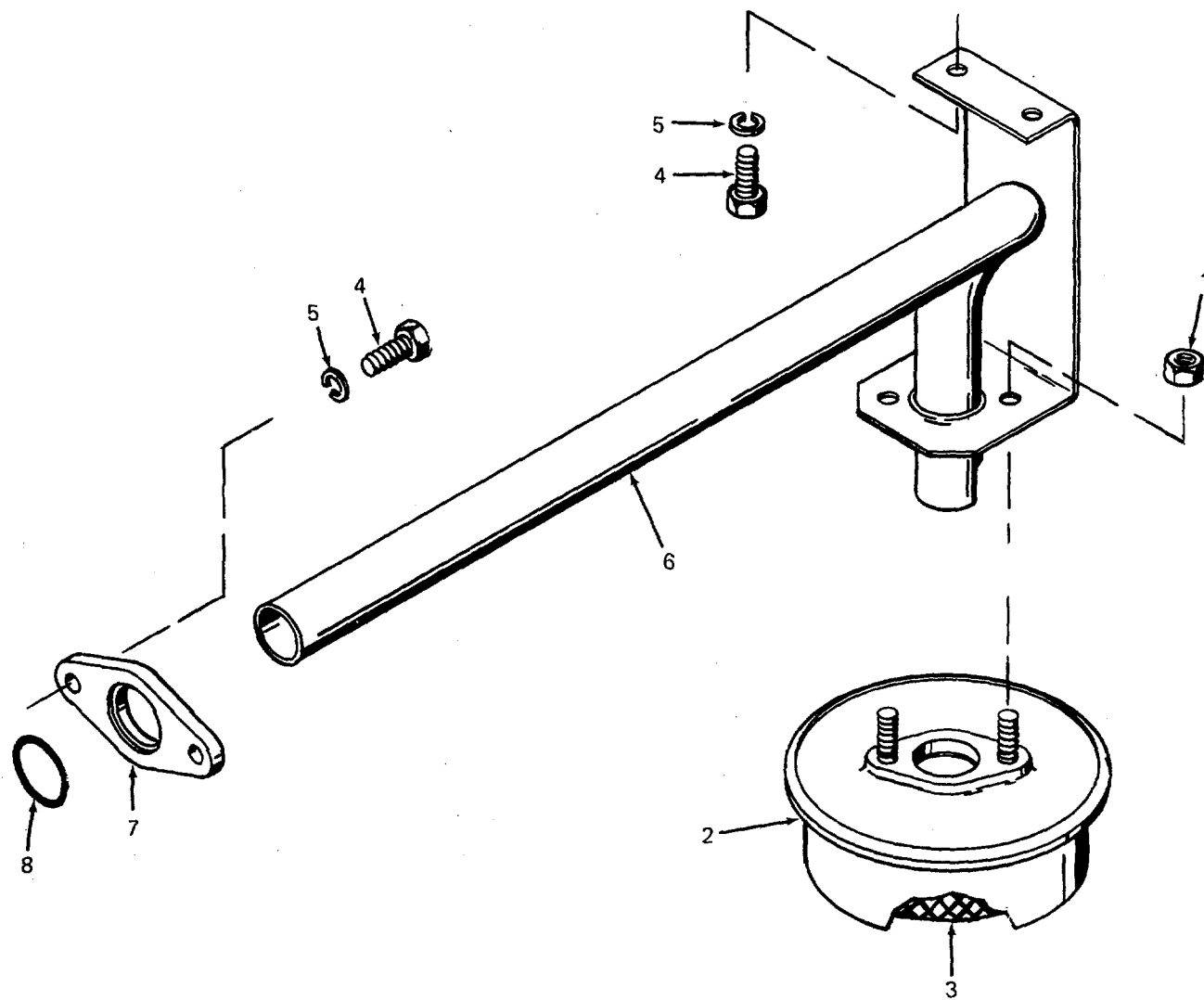


Figure 31. Oil Pump Inlet Screen, Pipe, Flange, and Seal



SECTION II

TM 5-4320-300-24P

(1) ITEM NO.	(2) SMR CODE	(3) FSCM	(4) PART NO.	(5) DESCRIPTION AND USABLE ON CODES (UOC)	(6) QTY
				GROUP 05 ENGINE ASSEMBLY	
				FIG. 31 OIL PUMP INLET SCREEN, PIPE, FLANGE, AND SEAL	
1	XDHZZ	72582	274558	.NUT, SELF-LOCKING, HEXAGON .....	2
2	XDHZZ	72582	5126456	.AIR CLEANER, INTAKE PUMP INLET .....	1
3	PAHZZ	72582	5152385	..SCREEN .....	1
4	XDHZZ	72582	179816	.BOLT, MACHINE .....	4
5	XDHZZ	72582	103320	.WASHER, LOCK .....	4
6	XDHZZ	72582	5126211	.PIPE .....	1
7	XDHZZ	72582	5119425	.FLANGE, PIPE .....	1
8	PAHZZ	72582	5127175	.PACKING, PREFORMED .....	1
				END OF FIGURE	

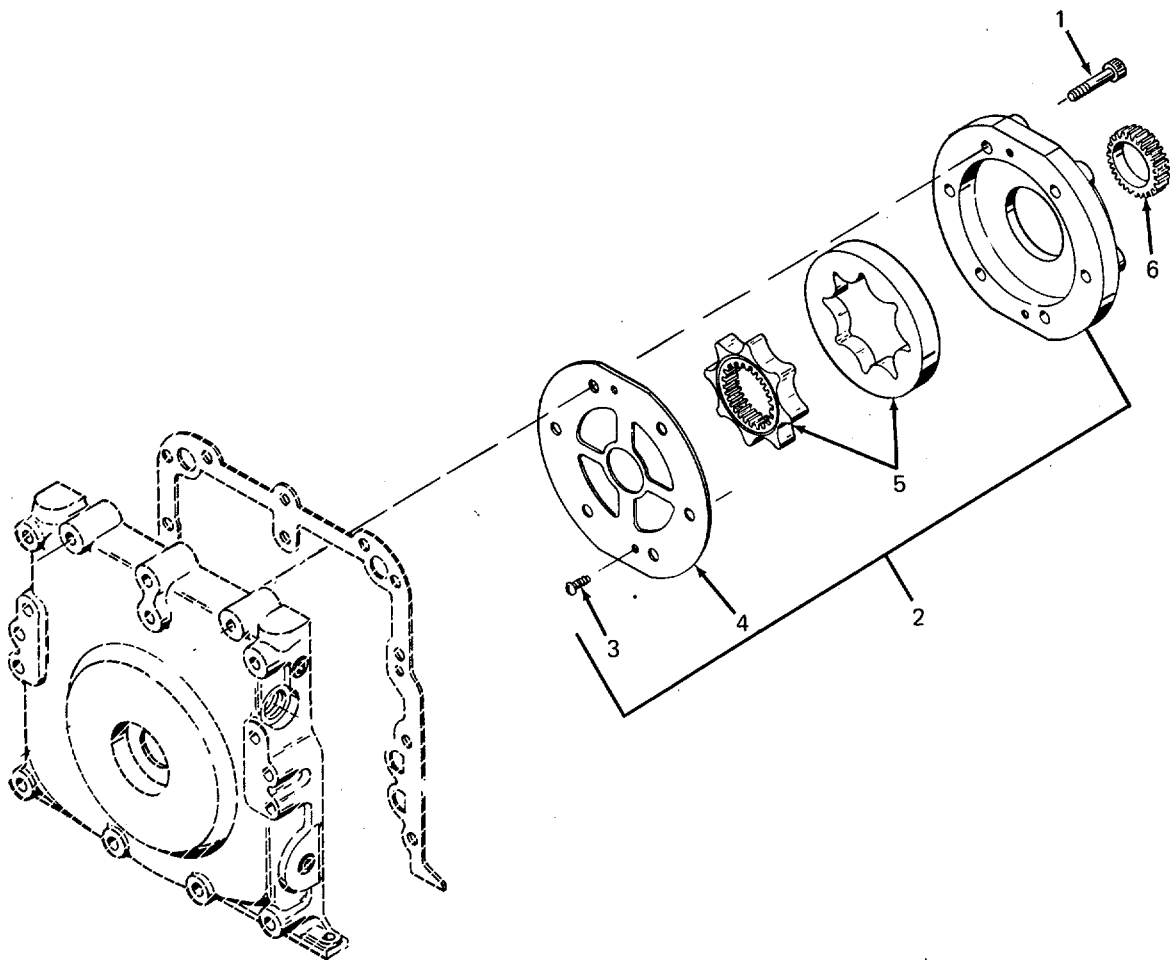


Figure 32. Oil Pump

SECTION II

TM 5-4320-300-24P

(1) ITEM NO.	(2) SMR CODE	(3) FSCM	(4) PART NO.	(5) DESCRIPTION AND USABLE ON CODES (UOC)	(6) QTY
				GROUP 05 ENGINE ASSEMBLY	
				FIG. 32 OIL PUMP	
1	XDHZZ	72582	193942	.BOLT, SELF-LOCKING .....	6
2	PAHZZ	72582	5116110	.PUMP ASSEMBLY, OIL .....	1
3	XAHZZ	72582	145067	..SCREW .....	2
4	XAHZZ	72582	5195685	..COVER .....	1
5	XAHZZ	72582	5195714	..ROTOR, INNER & OUTER .....	1
6	PAHZZ	72582	5144375	.GEAR, SPUR .....	1
				END OF FIGURE	

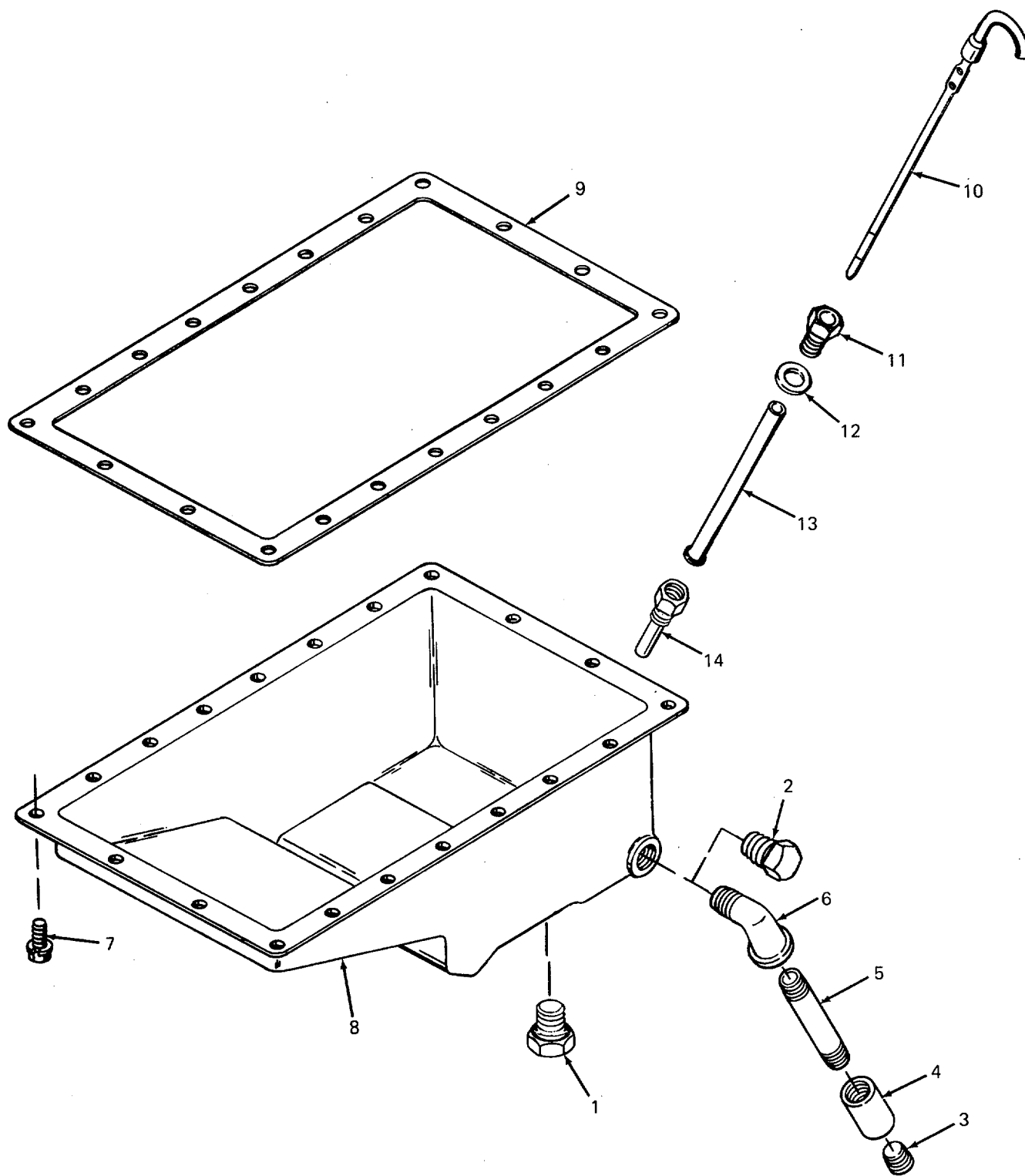


Figure 33. Oil Pan and Dipstick

SECTION II

TM 5-4320-300-24P

(1) ITEM NO.	(2) SMR CODE	(3) FSCM	(4) PART NO.	(5) DESCRIPTION AND USABLE ON CODES (UOC)	(6) QTY
				GROUP 05 ENGINE ASSEMBLY	
				FIG. 33 OIL PAN AND DIPSTICK	
1	XDHZZ	72582	5115214	.PLUG .....	3
2	XDOZZ	72582	5142549	.PLUG, PIPE .....	1
3	XDOZZ	05748	772203-30	.PLUG .....	1
4	XDOZZ	05748	03226	.COUPLING, PIPE .....	1
5	XDOZZ	05748	37595	.PIPE, METALLIC .....	1
6	XDHZZ	05748	03381	.ELBOW, PIPE .....	1
7	XDHZZ	72582	5148437	.BOLT .....	20
8	XDFZZ	72582	5146360	.PAN .....	1
9	PAFZZ	72582	5116256	.GASKET .....	1
10	XDHZZ	72582	5109253	.GAGE ROD, LIQUID LEVEL .....	1
11	XDFZZ	72582	137401	.NUT .....	1
12	PAFZZ	72582	5106906	.SEAL, PLAIN .....	1
13	XDFZZ	72582	5109621	.ADAPTER .....	1
14	XDFZZ	72582	5121062	.GUIDE, DIP STICK .....	1
				END OF FIGURE	

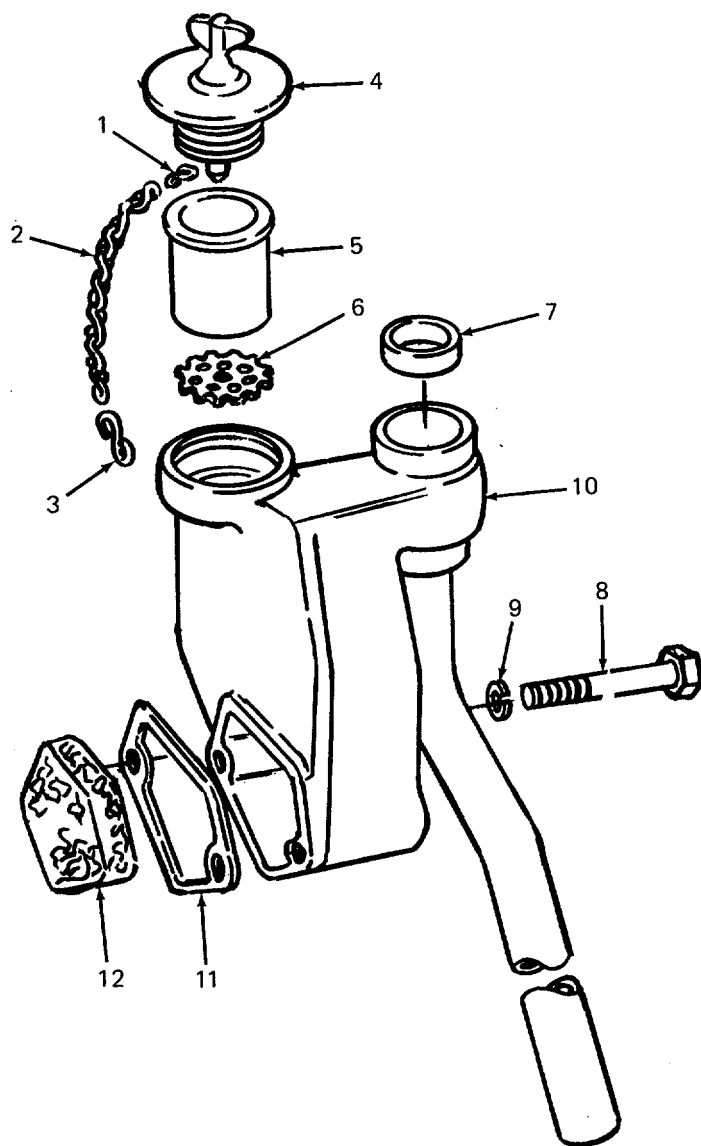


Figure 34. Oil Filler, Breather, and Strainer

SECTION II

TM 5-4320-300-24P

(1) ITEM NO.	(2) SMR CODE	(3) FSCM	(4) PART NO.	(5) DESCRIPTION AND USABLE ON CODES (UOC)	(6) QTY
				GROUP 05 ENGINE ASSEMBLY	
				FIG. 34 OIL FILLER, BREATHER, AND STRAINER	
1	PAOZZ	72582	5146248	.HOOK .....	2
2	PAFZZ	72582	5113825	.CHAIN, CAP .....	1
3	PAOZZ	72582	5146248	.HOOK .....	1
4	PAOZZ	72582	5120098	.CAP, FILLER OPENING .....	1
5	XDFZZ	72582	5121051	.TUBE .....	1
6	XDFZZ	72582	5121058	.STRAINER .....	1
7	PAFZZ	72582	5150829	.PLUG, EXPANSION .....	1
8	XDFZZ	72582	179828	.BOLT .....	2
9	XDFZZ	72582	103320	.WASHER, LOCK .....	2
10	XDFZZ	72582	5121056	.PIPE .....	1
11	PAFZZ	72582	5116391	.GASKET .....	1
12	PAFZZ	72582	5104007	.FILTER ELEMENT, INTAKE .....	1
				END OF FIGURE	

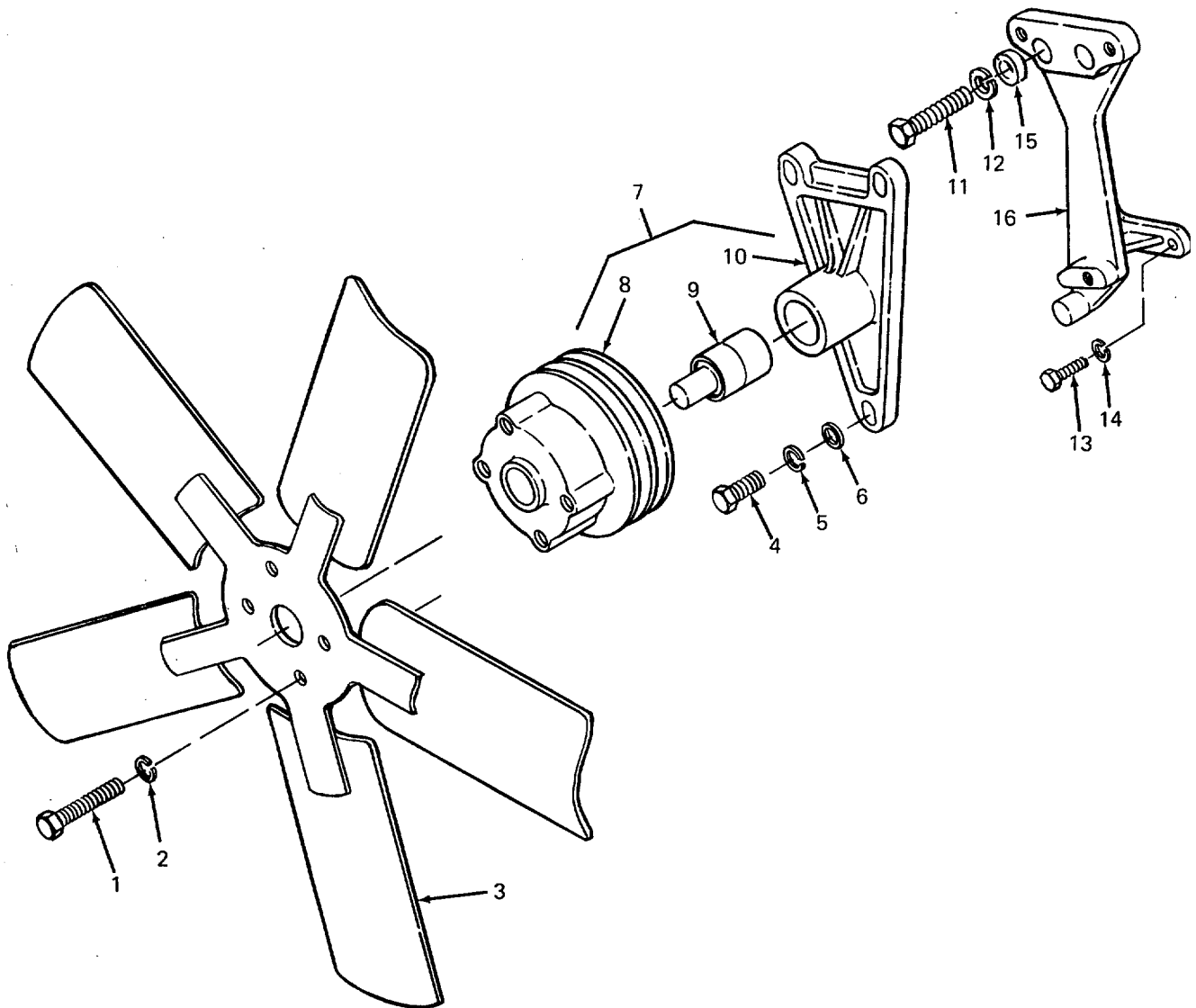


Figure 35. Cooling Fan



SECTION II

TM 5-4320-300-24P

(1) ITEM NO.	(2) SMR CODE	(3) FSCM	(4) PART NO.	(5) DESCRIPTION AND USABLE ON CODES (UOC)	(6) QTY
				GROUP 05 ENGINE ASSEMBLY	
				FIG. 35 COOLING FAN	
1	XDOZZ	72582	186625	.BOLT, MACHINE .....	4
2	XDOZZ	72582	103320	.WASHER, LOCK .....	4
3	PAOZZ	72582	5162837	.IMPELLER, FAN, AXIAL .....	1
4	XDOZZ	72582	186612	.BOLT .....	3
5	PAOZZ	72582	103321	.WASHER, LOCK .....	3
6	XDOZZ	72582	103341	.WASHER .....	3
7	XDOZZ	72582	5122869	.HUB ASSEMBLY, FAN .....	1
8	XDOZZ	72582	5116483	..PULLEY, GROOVE .....	1
9	XDOZZ	72582	905619	..BEARING, FAN .....	1
10	XDOZZ	72582	5116477	..BRACKET .....	1
11	PAOZZ	96906	MS90725-71	.SCREW, CAP, HEXAGON HEAD .....	2
12	PAOZZ	72582	103321	.WASHER, LOCK .....	2
13	XDOZZ	72582	186619	.BOLT .....	2
14	PAOZZ	72582	103321	.WASHER, LOCK .....	2
15	PAOZZ	24617	186282	.BOLT, MACHINE .....	2
16	XDOZZ	72582	5126868	.SUPPORT, FAN .....	1
				END OF FIGURE	

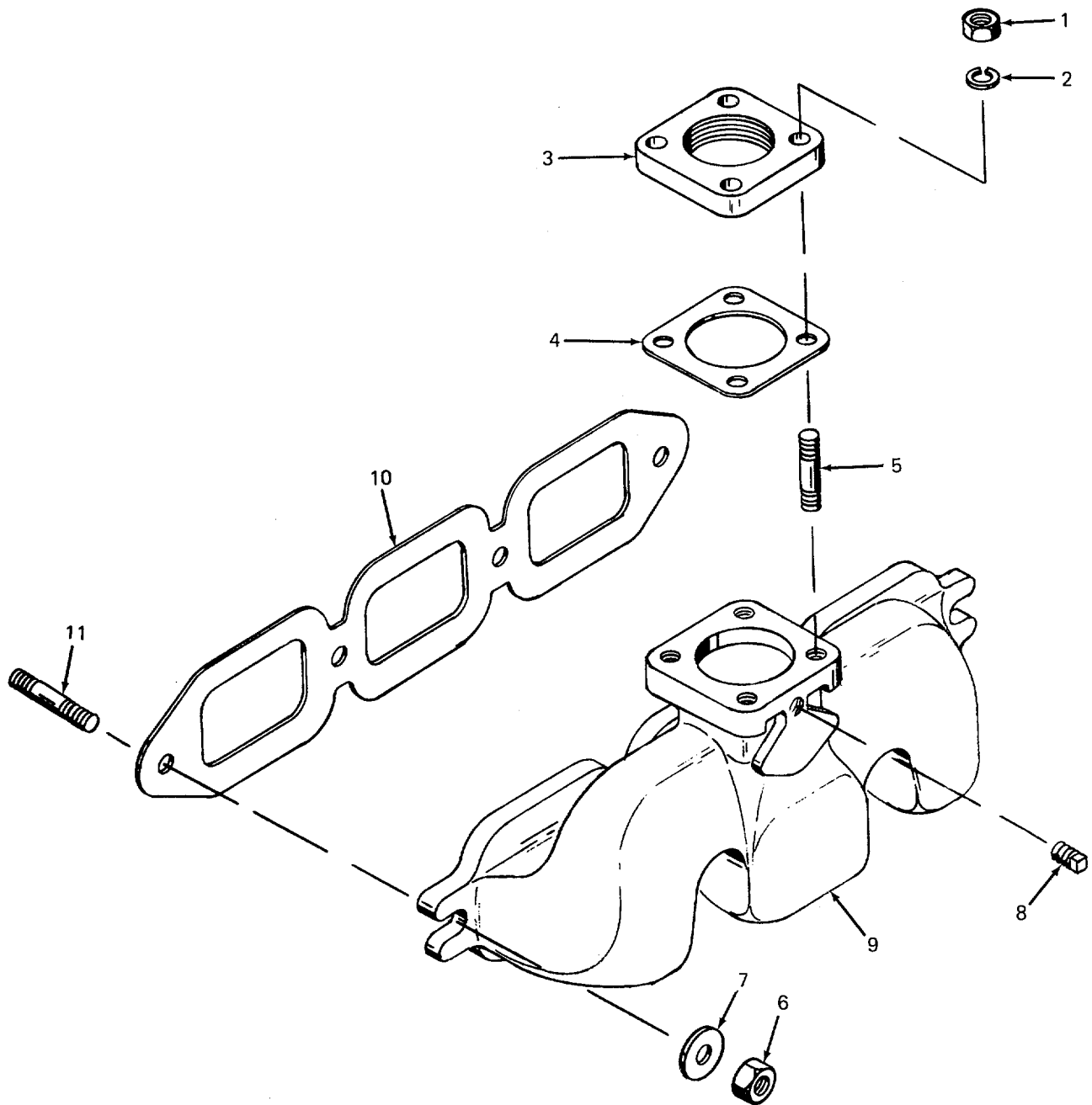


Figure 36. Exhaust Flange and Manifold

SECTION II

TM 5-4320-300-24P

(1) ITEM NO.	(2) SMR CODE	(3) FSCM	(4) PART NO.	(5) DESCRIPTION AND USABLE ON CODES (UOC)	(6) QTY
GROUP 05 ENGINE ASSEMBLY					
FIG. 36 EXHAUST FLANGE AND MANIFOLD					
1	PAOZZ	96906	MS51970-3	.NUT, PLAIN, HEXAGON .....	4
2	PAOZZ	72582	103321	.WASHER, LOCK .....	4
3	XDOZZ	72582	5108632	.FLANGE .....	1
4	PAOZZ	72582	5108377	.GASKET .....	1
5	PAOZZ	72582	5109158	.STUD, PLAIN .....	4
6	PAOZZ	96906	MS51968-11	.NUT, PLAIN, HEXAGON .....	4
7	PAOZZ	72582	5104439	.WASHER, SPRING TENSION .....	4
8	PAOZZ	72582	113175	.PLUG, PIPE .....	1
9	XDOZZ	72582	5130330	.MANIFOLD, EXHAUST .....	1
10	PAOZZ	72582	5116205	.GASKET .....	1
11	PAOZZ	72582	5112899	.STUD, PLAIN .....	4
END OF FIGURE					

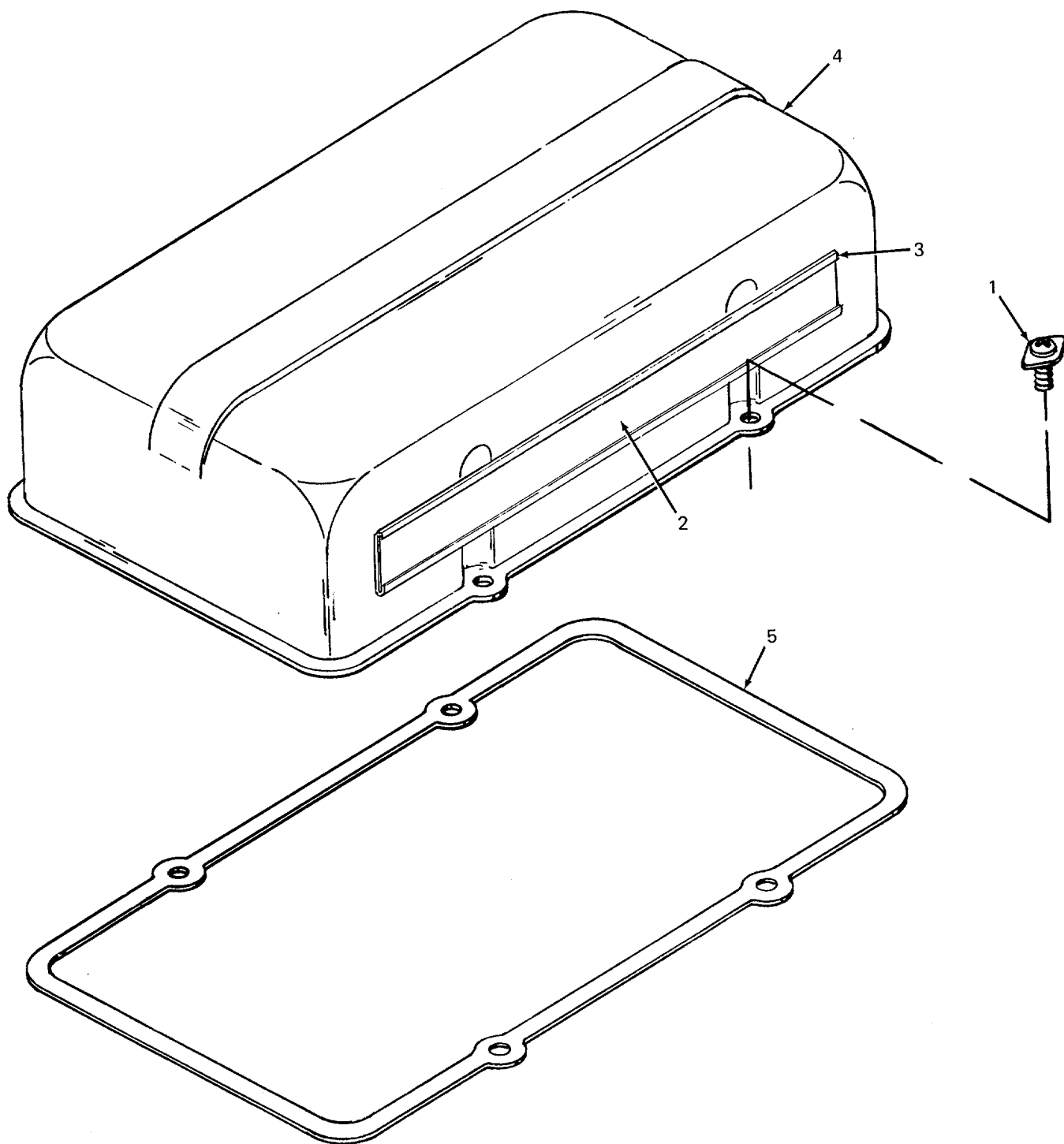


Figure 37. Option Name Plate, Retainer, and Rocker Cover

SECTION II

TM 5-4320-300-24P

(1) ITEM NO.	(2) SMR CODE	(3) FSCM	(4) PART NO.	(5) DESCRIPTION AND USABLE ON CODES (UOC)	(6) QTY
				GROUP 05 ENGINE ASSEMBLY	
				FIG. 37 OPTION NAME PLATE, RETAINER, AND ROCKER COVER	
1	PAOZZ	72582	5100104	CLAMP AND SCREW, ROCKER COVER .....	4
2	XDOZZ	72582	5104203	.PLATE .....	1
3	XDOZZ	72582	5178347	.RETAINER.....	1
4	XDOZZ	72582	5125356	.COVER ASSEMBLY, ROCKER .....	1
5	PAOZZ	72582	5147994	.GASKET .....	1
				END OF FIGURE	

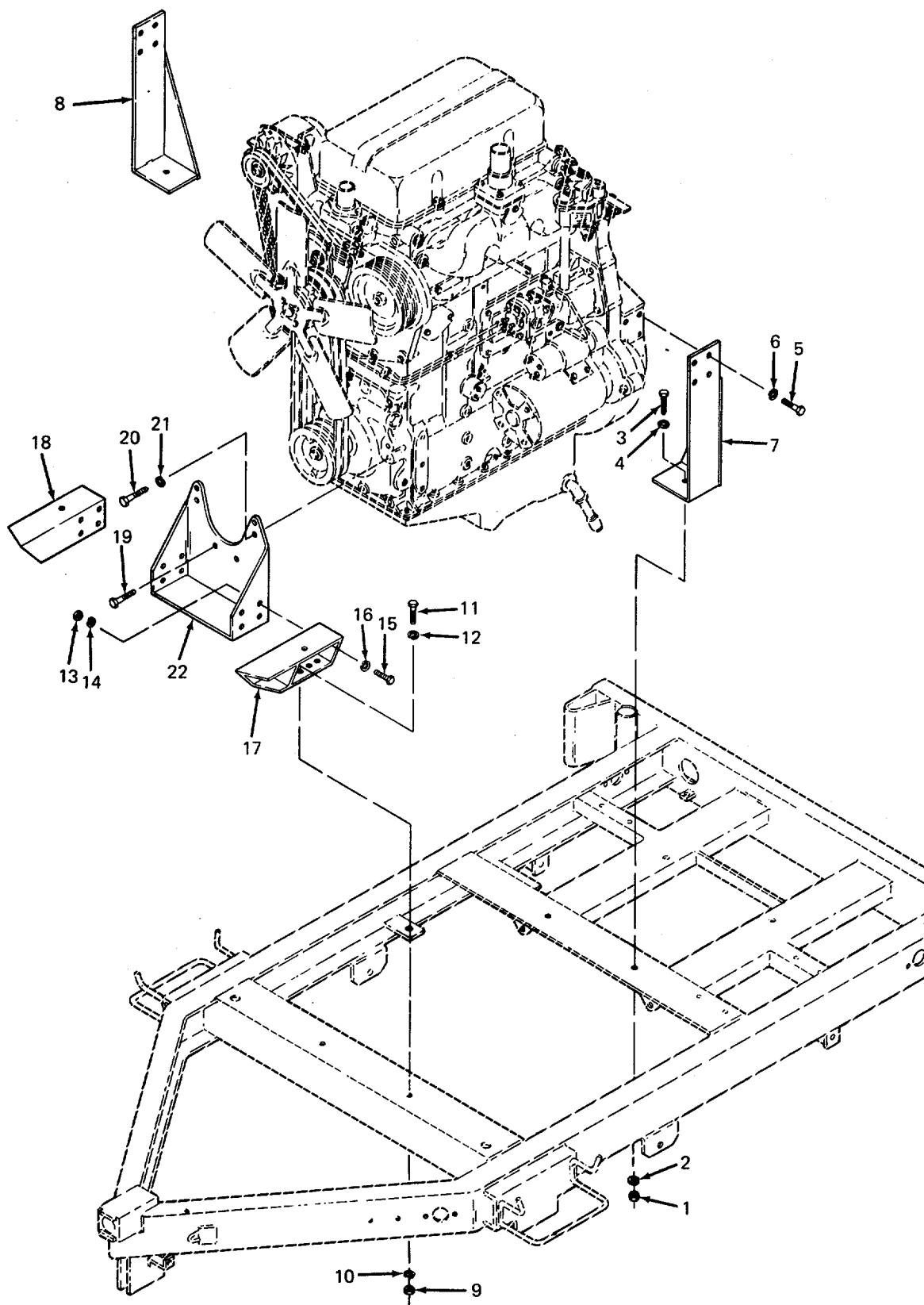


Figure 38. Engine Mounting Brackets and Engine Support

## SECTION II

TM 5-4320-300-24P

(1) ITEM NO.	(2) SMR CODE	(3) FSCM	(4) PART NO.	(5) DESCRIPTION AND USABLE ON CODES (UOC)	(6) QTY
GROUP 05 ENGINE ASSEMBLY					
FIG. 38 ENGINE MOUNTING BRACKETS AND ENGINE SUPPORT					
1	PAOZZ	05748	02504	NUT, PLAIN, HEXAGON .....	2
2	PAOZZ	96906	MS35338-48	WASHER, LOCK .....	2
3	PAFZZ	96906	MS51095-416	SCREW, CAP, HEXAGON HEAD.....	2
4	PAFZZ	96906	MS27183-21	WASHER, FLAT .....	2
5	PAFZZ	72582	454990	.SCREW, CAP, HEXAGON HEAD.....	4
6	XDFZZ	72582	103323	.WASHER, LOCK .....	4
7	XDFZZ	24144	11-2017-LH	.BRACKET.....	1
8	XDFZZ	24144	11-2017-RH	.BRACKET.....	1
9	XDFZZ	05748	02505	NUT.....	2
10	PAFZZ	96906	MS35338-50	WASHER, LOCK .....	2
11	PAFZZ	96906	MS90725-162	SCREW, CAP, HEXAGON HEAD.....	2
12	PAFZZ	96906	MS27183-21	WASHER, FLAT .....	2
13	PAFZZ	96906	MS51967-2	.NUT, PLAIN, HEXAGON .....	8
14	PAFZZ	96906	MS35338-46	.WASHER, LOCK .....	8
15	PAFZZ	96906	MS90726-59	.SCREW, CAP, HEXAGON HEAD.....	8
16	PAFZZ	96906	MS35338-46	.WASHER, LOCK .....	8
17	XDFZZ	24144	11-2015-LH	.BRACKET.....	1
18	XDFZZ	24144	11-2015-RH	.BRACKET.....	1
19	XDFZZ	72582	186283	.BOLT .....	4
20	PAFZZ	72582	454933	.BOLT .....	4
21	XDFZZ	72582	103322	.WASHER, LOCK .....	4
22	XDFZZ	72582	5123945	.SUPPORT .....	1
END OF FIGURE					

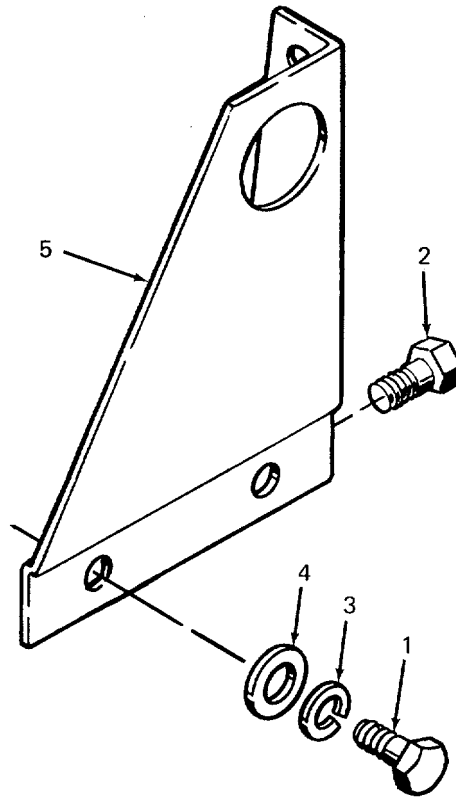


Figure 39. Lifter and Generator Mounting Bracket



SECTION II

TM 5-4320-300-24P

(1) ITEM NO.	(2) SMR CODE	(3) FSCM	(4) PART NO.	(5) DESCRIPTION AND USABLE ON CODES (UOC)	(6) QTY
				GROUP 05 ENGINE ASSEMBLY	
				FIG. 39 LIFTER AND GENERATOR MOUNTING BRACKET	
1	XDFZZ	72582	179839	.BOLT .....	2
2	PAFZZ	72582	5101377	.BOLT .....	1
3	PAOZZ	72582	103321	.WASHER, LOCK .....	3
4	XDOZZ	72582	103341	.WASHER .....	2
5	XDOZZ	72582	5100428	.BRACKET .....	1
				END OF FIGURE	

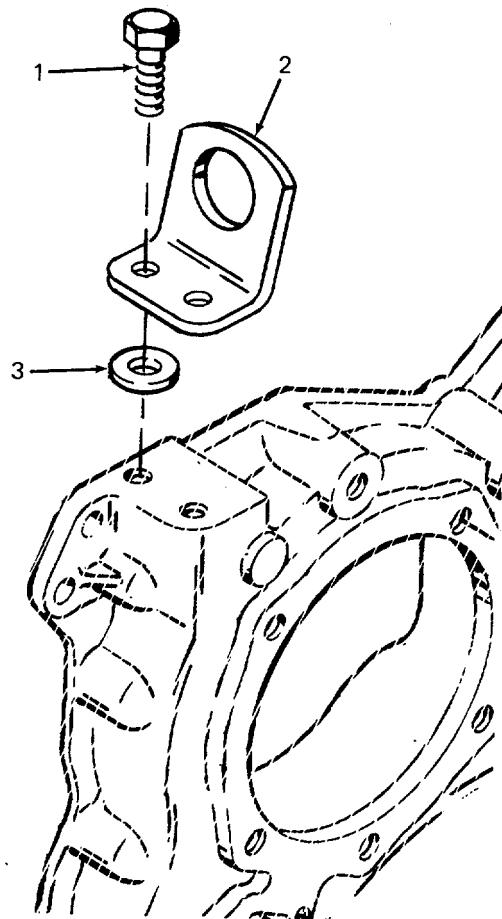


Figure 40. Engine Lifter Rear Bracket

SECTION II

TM 5-4320-300-24P

(1) ITEM NO.	(2) SMR CODE	(3) FSCM	(4) PART NO.	(5) DESCRIPTION AND USABLE ON CODES (UOC)	(6) QTY
1	PAFZZ	72582	9409028	GROUP 05 ENGINE ASSEMBLY	
2	XDFZZ	72582	5119379	FIG. 40 ENGINE LIFTER REAR BRACKET	
3	PAFZZ	72582	5164294	.BOLT, SELF-LOCKING .....	2
				.BRACKET .....	1
				.WASHER, FLAT .....	2
				END OF FIGURE	

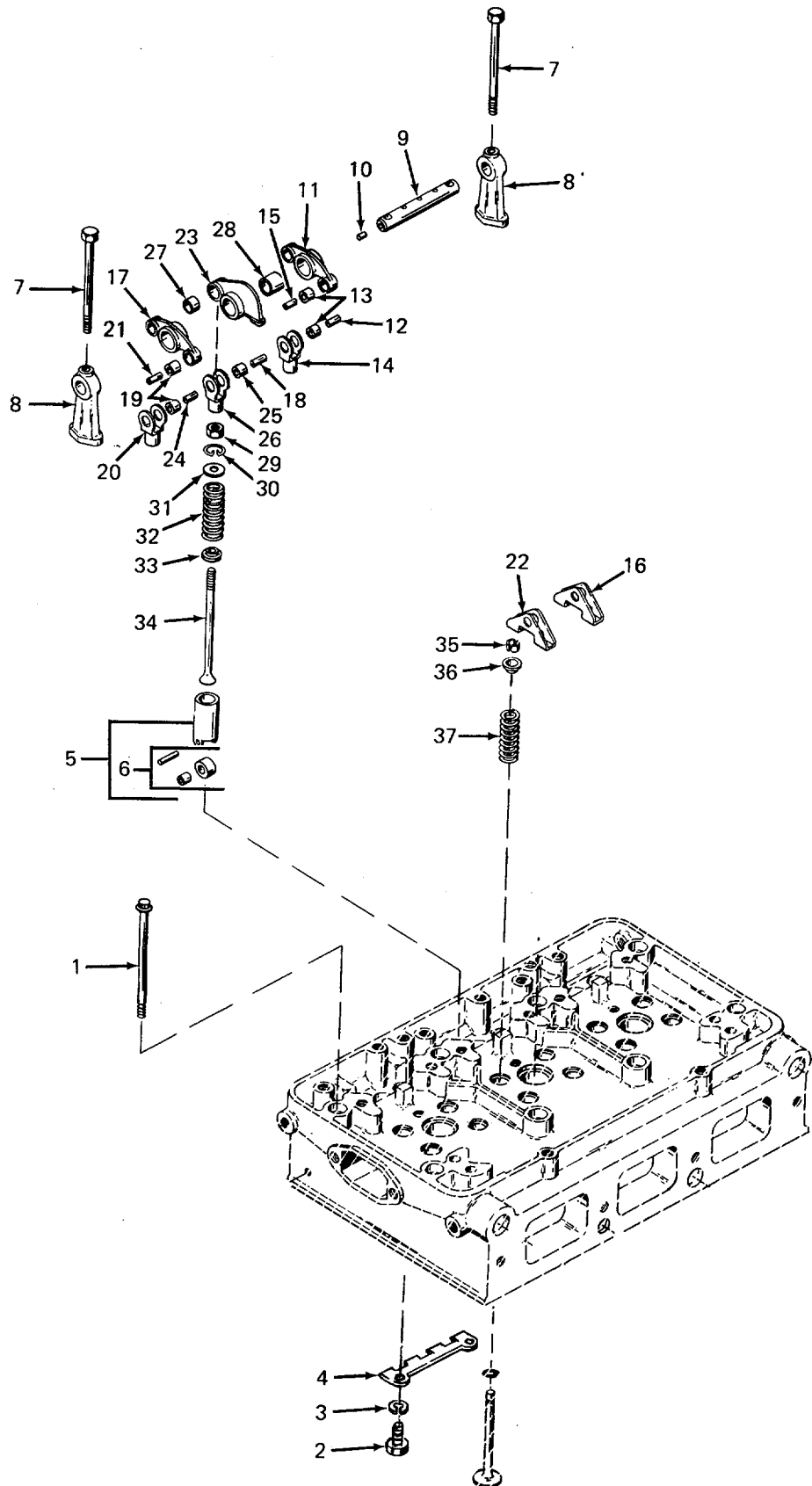


Figure 41. Injector and Valve Operating Mechanisms

## SECTION II

TM 5-4320-300-24P

(1) ITEM NO.	(2) SMR CODE	(3) FSCM	(4) PART NO.	(5) DESCRIPTION AND USABLE ON CODES (UOC)	(6) QTY
				GROUP 05 ENGINE ASSEMBLY	
				FIG. 41 INJECTOR AND VALVE OPERATING MECHANISMS	
1	PAFZZ	72582	5121263	.BOLT, SHOULDER .....	8
2	XDFZZ	72582	443603	.BOLT .....	6
3	XDFZZ	72582	103319	.WASHER, LOCK .....	6
4	PAFZZ	72582	5116125	.GUIDE, CAM FOLLOWER .....	3
5	XDFZZ	72582	5106642	.FOLLOWER .....	9
6	PAFZZ	72582	8923814	..ROLLER SET, CAM FOLLOWER .....	9
7	PAFZZ	72582	5119198	.BOLT, MACHINE .....	6
8	XDFZZ	72582	5116128	.BRACKET, EYE .....	6
9	PAFZZ	72582	5116072	.SHAFT, STRAIGHT .....	3
10	PAFZZ	72582	5151272	..PLUG, PROTECTIVE .....	3
11	PAFZZ	72582	5135267	.ROCKER ARM ASSEMBLY .....	3
12	XDFZZ	72582	5150314	..PIN, HOLLOW .....	1
13	XDFZZ	72582	5123700	..BUSHING, SLEEVE .....	1
14	XDFZZ	72582	5150312	..CLEVIS, ROD END .....	1
15	XDFZZ	72582	5123711	..PIN, HOLLOW .....	1
16	XDFZZ	72582	5135262	..BRIDGE .....	1
17	PAFZZ	72582	5135268	.ROCKER ARM .....	3
18	XDFZZ	72582	5150314	..PIN, HOLLOW .....	1
19	PAFZZ	72582	5123700	..BUSHING, SLEEVE .....	1
20	XDFZZ	72582	5150312	..CLEVIS, ROD END .....	1
21	XDFZZ	72582	5123711	..PIN, HOLLOW .....	1
22	XDFZZ	72582	5135262	..BRIDGE .....	1
23	PAFZZ	72582	5179954	.ROCKER ARM .....	3
24	XDFZZ	72582	5150314	..PIN, HOLLOW .....	1
25	XDFZZ	72582	5123700	..BUSHING, SLEEVE .....	1
26	XDFZZ	72582	5150312	..CLEVIS, ROD END .....	1
27	XDFZZ	72582	5150311	..BEARING, SLEEVE .....	1
28	XDFZZ	72582	5150318	..BEARING, SLEEVE .....	1
29	PAFZZ	72582	5151601	.NUT, PLAIN, HEXAGON .....	9
30	PAFZZ	72582	5150303	.RING, RETAINING .....	9
31	XDFZZ	72582	5150302	.SEAT, HELICAL .....	9
32	PAFZZ	72582	5186858	.SPRING, HELICAL .....	9
33	PAFZZ	72582	5123250	.SEAT, HELICAL .....	9
34	PAFZZ	72582	5128640	.PUSH ROD, ENGINE POPPET .....	9
35	XDFZZ	72582	5116341	.LOCK, VALVE SPRING .....	24
36	XDFZZ	72582	5123330	.SEAT, HELICAL .....	12
37	XDFZZ	72582	5144019	.SPRING, HELICAL .....	12
				END OF FIGURE	

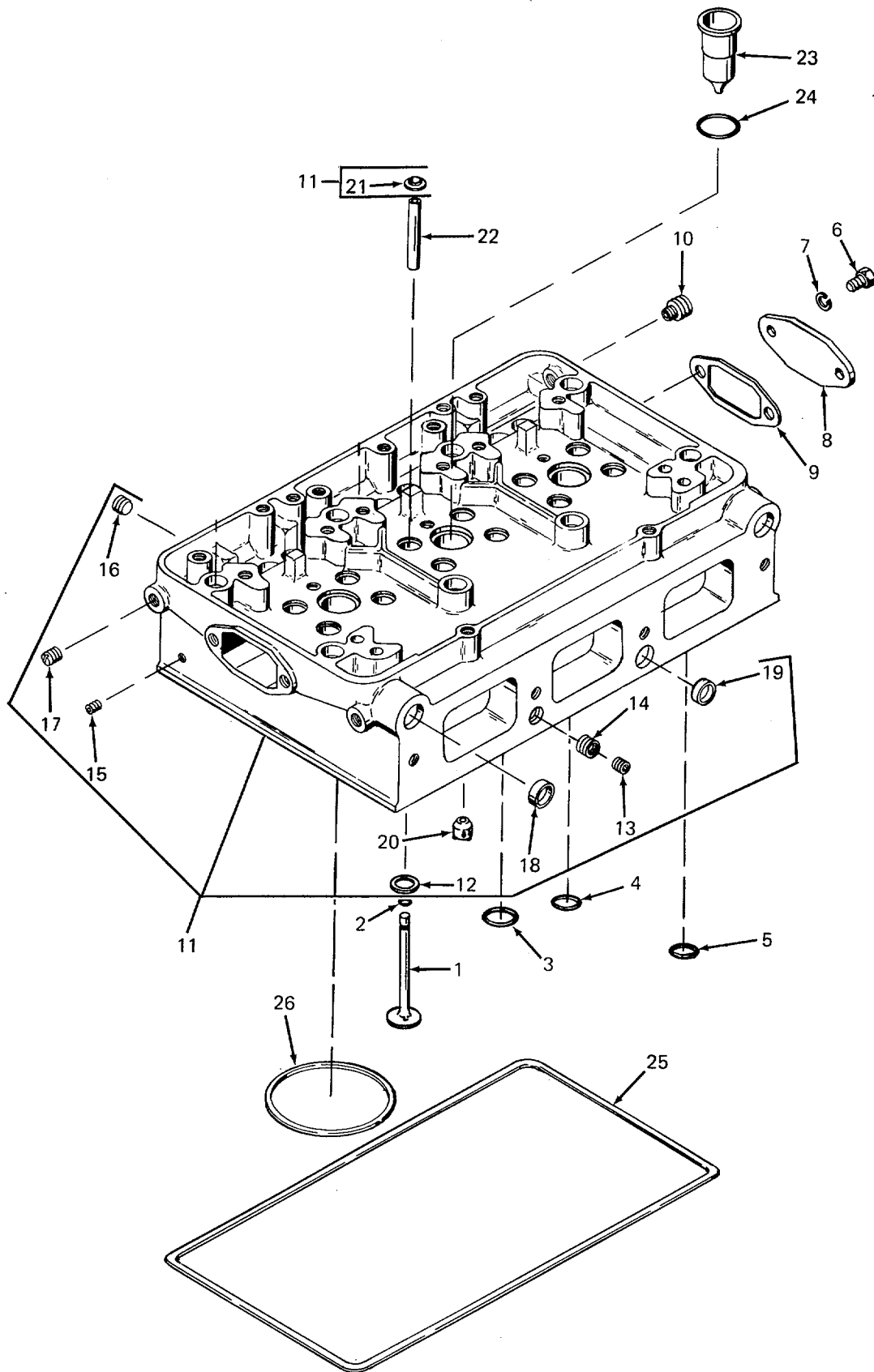


Figure 42. Valves, Cover and Cylinder Head Assembly

## SECTION II

TM 5-4320-300-24P

(1) ITEM NO.	(2) SMR CODE	(3) FSCM	(4) PART NO.	(5) DESCRIPTION AND USABLE ON CODES (UOC)	(6) QTY
				GROUP 05 ENGINE ASSEMBLY	
				FIG. 42 VALVES, COVER, AND CYLINDER HEAD ASSEMBLY	
1	PAFZZ	72582	5199323	.VALVE, POPPET, ENGINE .....	12
2	XDFZZ	72582	8921741	.SEAL PART OF KIT PIN 5199811 PART OF KIT .....	12
				PIN 5198529 .....	
3	XDFZZ	72582	5116122	.WASHER, FLAT PART OF KIT P/N 5199811 .....	2
4	XDFZZ	72582	5121207	.WASHER, FLAT PART OF KIT PIN 5199811 .....	4
5	XDFZZ	72582	5116290	.PACKING PART OF KIT PIN 5199811 .....	4
6	PAFZZ	96906	MS18154-60	.SCREW, CAP HEXAGON HEAD .....	2
7	XDFZZ	72582	103321	.WASHER, LOCK .....	2
8	XDFZZ	72582	5136610	.COVER .....	1
9	XAHZZ	72582	5116242	.GASKET PART OF KIT P/N 5199811 .....	1
10	XAHZZ	72582	5125237	.PLUG .....	2
11	XDFHH	72582	5198203	.CYLINDER HEAD, DIESEL .....	1
12	XDHZZ	72582	5116361	..SEAT, VALVE .....	12
12	XDHZZ	72582	5196752	..INSERT, .010 OVS OD .....	12
13	XDHZZ	72582	5198655	..PLUG .....	1
14	XDHZZ	72582	5144425	..ADAPTOR .....	1
15	XDHZZ	09367	4255490	..PLUG, PIPE .....	2
16	XDHZZ	72582	5121182	..PLUG, PIPE .....	7
17	XDHZZ	72582	5154453	..PLUG, MACHINE THREAD .....	4
18	XDHZZ	72582	5151449	..PLUG, EXPANSION .....	3
19	XDHZZ	72582	5139997	..PLUG .....	1
20	PAFZZ	72582	5119293	..NOZZLE, WATER .....	4
21	XDHZZ	72582	5111467	..WASHER, FLAT .....	12
22	XDHZZ	72582	5131961	.GUIDE, VALVE STEM PART OF KIT PIN 5198529 .....	12
23	XDHZZ	72582	5150041	.SLEEVE PART OF KIT P/N 5199527 .....	3
24	XDHZZ	72582	5104701	.PACKING, PREFORMED PART OF KIT P/N 5199527 ...	3
25	XDHZZ	72582	5116292	.PACKING PART OF KIT P/N 5199811 .....	1
26	XAHZZ	72582	5121254	.GASKET PART OF KIT PIN 5199811 .....	3
	PAHZZ	72582	5199811	.PARTS KIT, CYLINDER .....	1
				GASKET (1) 42-9	
				GASKET (3) 42-26	
				PACKING (4) 42-5	
				PACKING (1) 42-25	
				SEAL (12) 42-2	
				WASHER, FLAT (2) 42-3	
				WASHER, FLAT (4) 42-4	
	XDHZZ	72582	5198529	.KIT .....	12
				GUIDE, VALVE STEM..... (12) 42-22	
				SEAL (12) 42-2	
	PAHZZ	72582	5199527	.PACKING ASSORTMENT .....	3
				PACKING, PREFORMED (3) 42-24	
				SLEEVE (3) 42-23	
				END OF FIGURE	

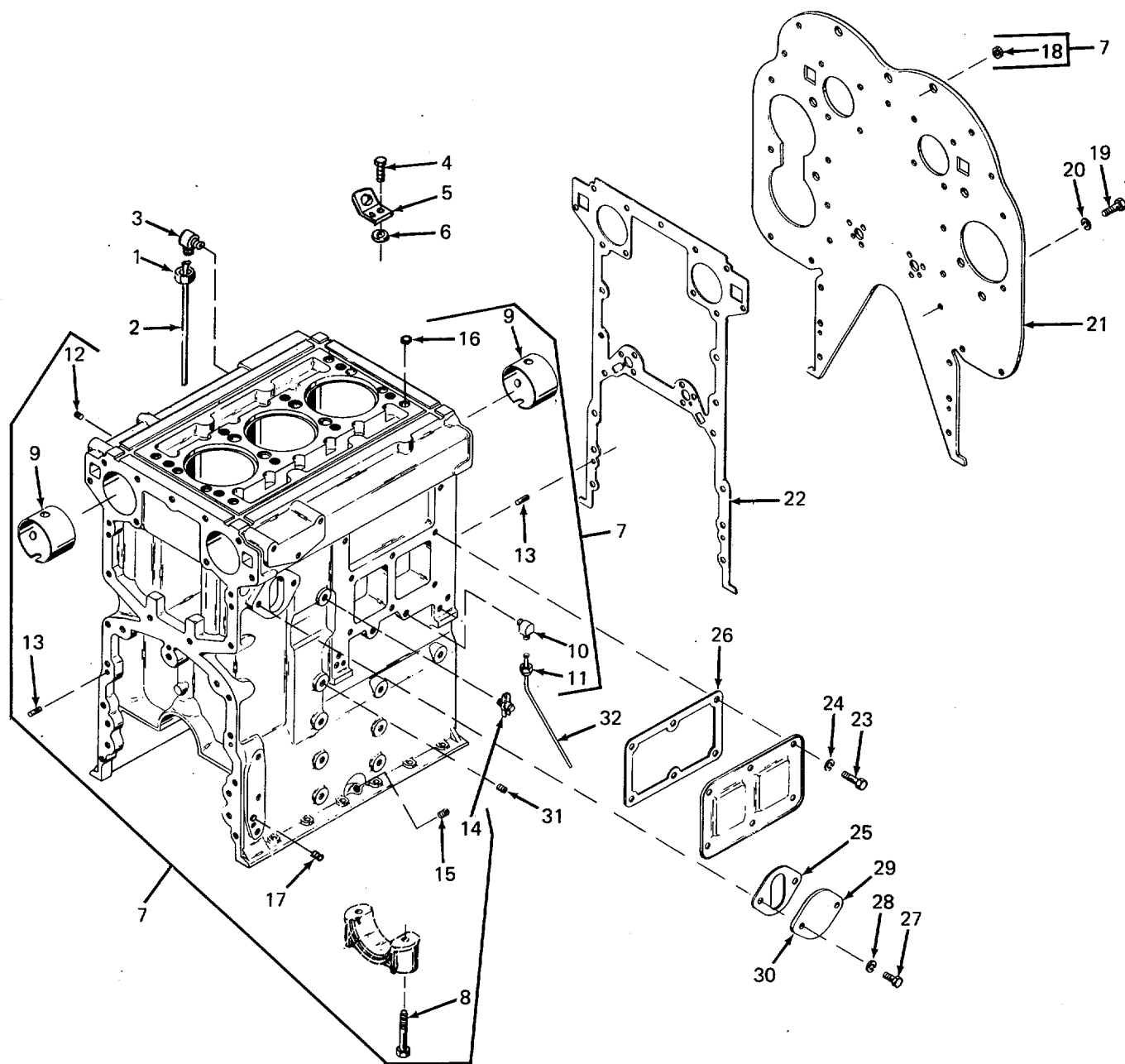


Figure 43. Air Box Drain Tube, Engine Lifter Bracket, Cylinder Block Assembly, and Covers.



## SECTION II

TM 5-4320-300-24P

(1) ITEM NO.	(2) SMR CODE	(3) FSCM	(4) PART NO.	(5) DESCRIPTION AND USABLE ON CODES (UOC)	(6) QTY
				GROUP 05 ENGINE ASSEMBLY	
				FIG. 43 AIR BOX DRAIN TUBE, ENGINE LIFTER BRACKET, CYLINDER BLOCK ASSEMBLY, AND COVERS	
1	XDHZZ	72582	137397	.NUT .....	1
2	PAHZZ	72582	5132286	.TUBE, AIR DRAIN .....	1
3	PAHZZ	72582	225810	.TUBE ASSEMBLY, METAL .....	1
4	XDHZZ	72582	179839	.BOLT .....	4
5	XDHZZ	72582	5100428	.BRACKET .....	2
6	XDHZZ	72582	5164294	.WASHER, FLAT .....	4
7	XDFHH	72582	5196490	.BLOCK ASSEMBLY .....	1
8	PAHZZ	72582	5116199	..BOLT, SHOULDER .....	8
9	PAHZZ	72582	5198209	..BEARING SET, SLEEVE .....	1
10	XDHZZ	72582	5146437	..ELBOW .....	1
11	XDHZZ	72582	3231135	..TEE .....	1
12	PAHZZ	72582	141346	..PIN, STRAIGHT, HEADLESS .....	4
13	XDHZZ	72582	5146900	..PIN .....	4
14	PAFZZ	72582	114981	..COCK, DRAIN .....	1
15	PAHZZ	72582	5121182	..PLUG, PIPE .....	1
16	XDHZZ	72582	5150131	..PLUG .....	2
17	XDHZZ	72582	5121316	..PLUG, EXPANSION .....	2
18	PAHZZ	72582	5121459	..INSERT, SCREW THREAD .....	8
19	PAHZZ	24617	9409079	.BOLT, SELF-LOCKING .....	13
20	XDHZZ	72582	103321	.WASHER, LOCK .....	13
21	XDHZZ	72582	5121366	.PLATE .....	1
22	XAHZZ	72582	5116354	.GASKET PART OF KIT P/N 5199791 .....	1
23	XDHZZ	72582	180120	.BOLT .....	6
24	XDHZZ	72582	103321	.WASHER, LOCK .....	6
25	XDHZZ	72582	5116373	.COVER .....	1
26	XAHZZ	72582	5116380	.GASKET PART OF KIT P/N 5199791 .....	1
27	XDHZZ	72582	186618	.BOLT .....	2
28	XDHZZ	72582	103320	.WASHER, LOCK .....	2
29	XDHZZ	72582	5150023	.COVER, ACCESS .....	1
30	PAHZZ	72582	5116357	.GASKET PART OF KIT P/N 5199791 .....	1
31	PAFZZ	09367	4255490	.PLUG, PIPE .....	6
32	XDHZZ	72582	443762	.TUBE .....	1
	PAHZZ	72582	5199791	.GASKET SET .....	1
				GASKET ..... (1) 43-22	
				GASKET ..... (1) 43-26	
				GASKET ..... (1) 43-30	
				END OF FIGURE	

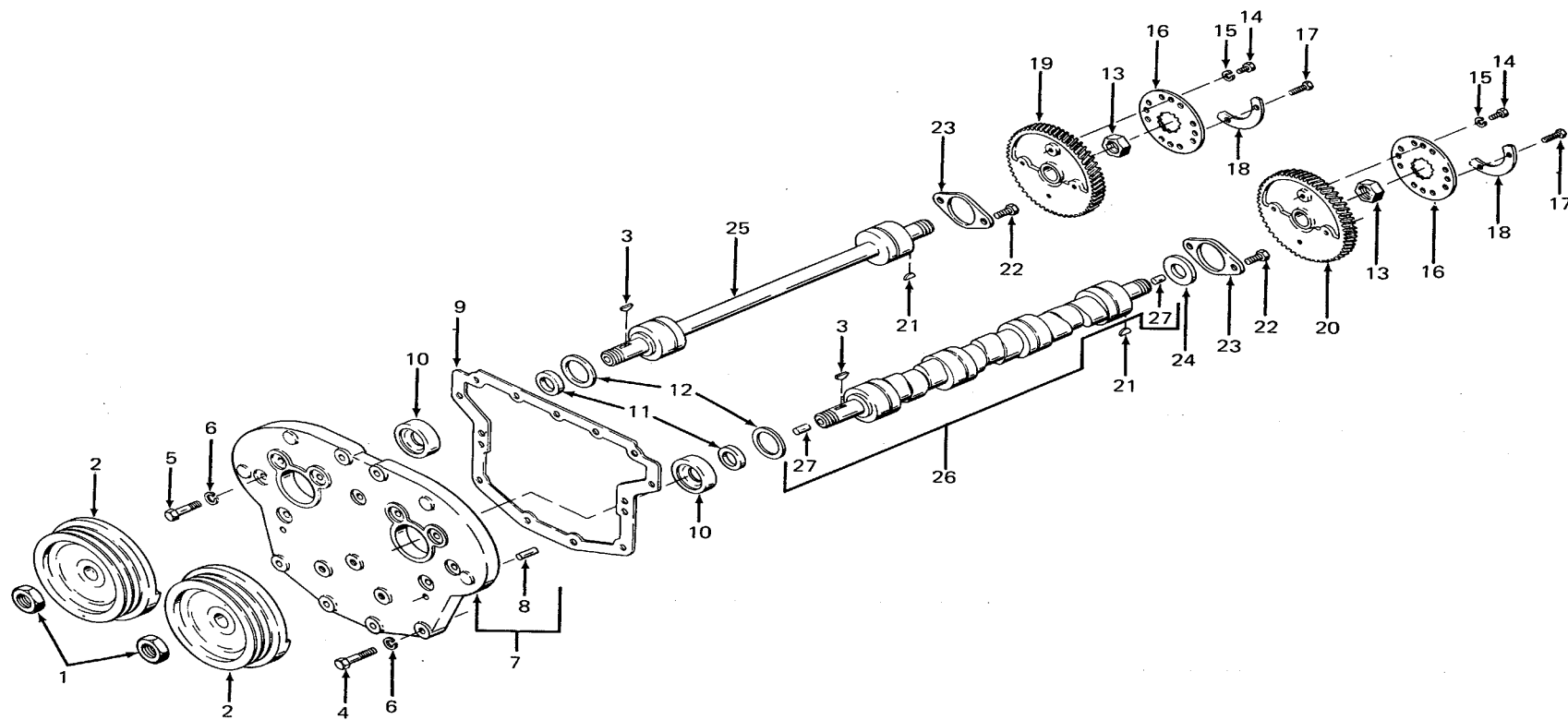


Figure 44. Pulley, Upper Front Cover , Gears, Balance Shaft, and Camshaft

## SECTION II

TM 5-4320-300-24P

(1) ITEM NO.	(2) SMR CODE	(3) FSCM	(4) PART NO.	(5) DESCRIPTION AND USABLE ON CODES (UOC)	(6) QTY
				GROUP 05 ENGINE ASSEMBLY	
				FIG. 44 PULLEY, UPPER FRONT COVER, GEARS, BALANCE SHAFT, AND CAMSHAFT	
1	PAHZZ	72582	5150087	.NUT, PLAIN, HEXAGON .....	2
2	XDHZZ	72582	5121108	.PULLEY, GROVE .....	2
3	XDHZZ	72582	218217	.KEY .....	2
4	XDHZZ	72582	179844	.BOLT .....	4
5	XDHZZ	72582	186622	.BOLT .....	9
6	PAHZZ	72582	103321	.WASHER, LOCK .....	13
7	PBHZZ	72582	5119428	.COVER ASSEMBLY .....	1
8	XDHZZ	72582	5146900	.PIN .....	2
9	PAHZZ	72582	5121082	.GASKET .....	1
10	XDHZZ	72582	5106223	.SEAL .....	2
11	PAHZZ	72582	5121071	.SPACER, SLEEVE .....	2
12	XDHZZ	72582	5134388	.DEFLECTOR .....	2
13	XDHZZ	72582	5150087	.NUT, PLAIN, HEXAGON .....	2
14	XDHZZ	72582	181360	.BOLT .....	4
15	XDHZZ	72582	103321	.WASHER, LOCK .....	4
16	XDHZZ	72582	5172734	.PLATE, RETAINING, SHAFT .....	2
17	XDHZZ	72582	9409028	.BOLT, SELF-LOCKING .....	4
18	XDHZZ	72582	5119277	.WEIGHT .....	2
19	PAHZZ	72582	5134331	.GEAR, ENGINE CAMSHAFT .....	1
20	PAHZZ	72582	5133388	.GEAR, CAMSHAFT .....	1
21	XDHZZ	72582	218217	.KEY .....	2
22	XDHZZ	72582	9409028	.BOLT, SELF-LOCKING .....	4
23	PAHZZ	72582	5116198	.SPACER, PLATE .....	2
24	PAHZZ	72582	5121077	.SPACER, SLEEVE .....	1
25	PAHZZ	72582	5121073	.SHAFT, SHOULDERED .....	1
26	PAHZZ	72582	5126929	.CAMSHAFT, ENGINE .....	1
27	XDHZZ	72582	5151277	.PIN, STRAIGHT, HEADLESS .....	2
				END OF FIGURE	

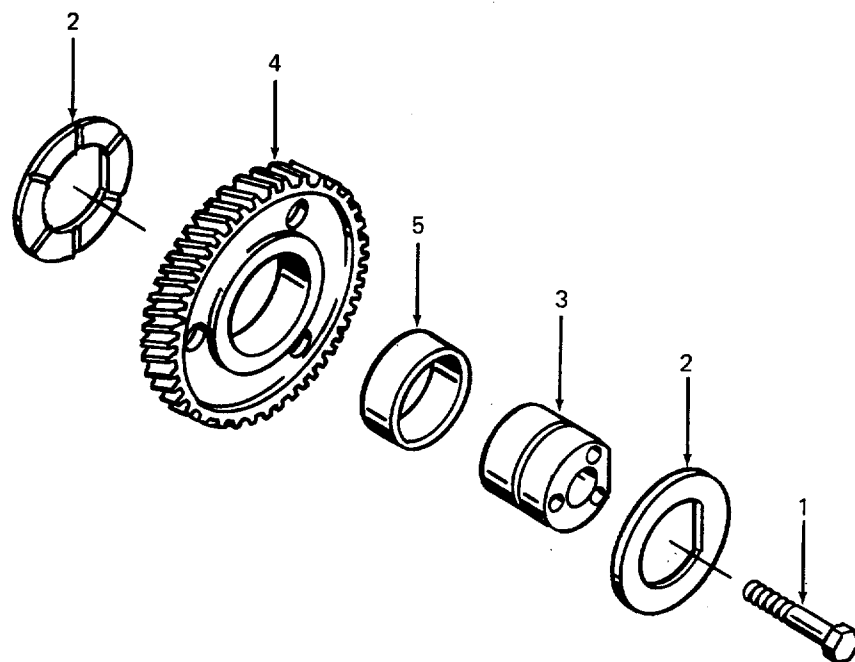


Figure 45. Thrust Washers, Hub, Idler Gear, and Bearing

SECTION II

TM 5-4320-300-24P

(1) ITEM NO.	(2) SMR CODE	(3) FSCM	(4) PART NO.	(5) DESCRIPTION AND USABLE ON CODES (UOC)	(6) QTY
				GROUP 05 ENGINE ASSEMBLY	
				FIG. 45 THRUST WASHERS, HUB, IDLER GEAR AND BEARING	
1	PAHZZ	72582	5157244	.SCREW, CAP, HEXAGON HEAD .....	1
2	XDHZZ	72582	5132504	.BEARING, WASHER, THRU .....	2
3	XDHZZ	72582	5124458	.HUB, BODY .....	1
4	PAHZZ	72582	5135227	.GEAR, HELICAL .....	1
5	XDHZZ	72582	5196793	.BEARING, SLEEVE .....	1
				END OF FIGURE	

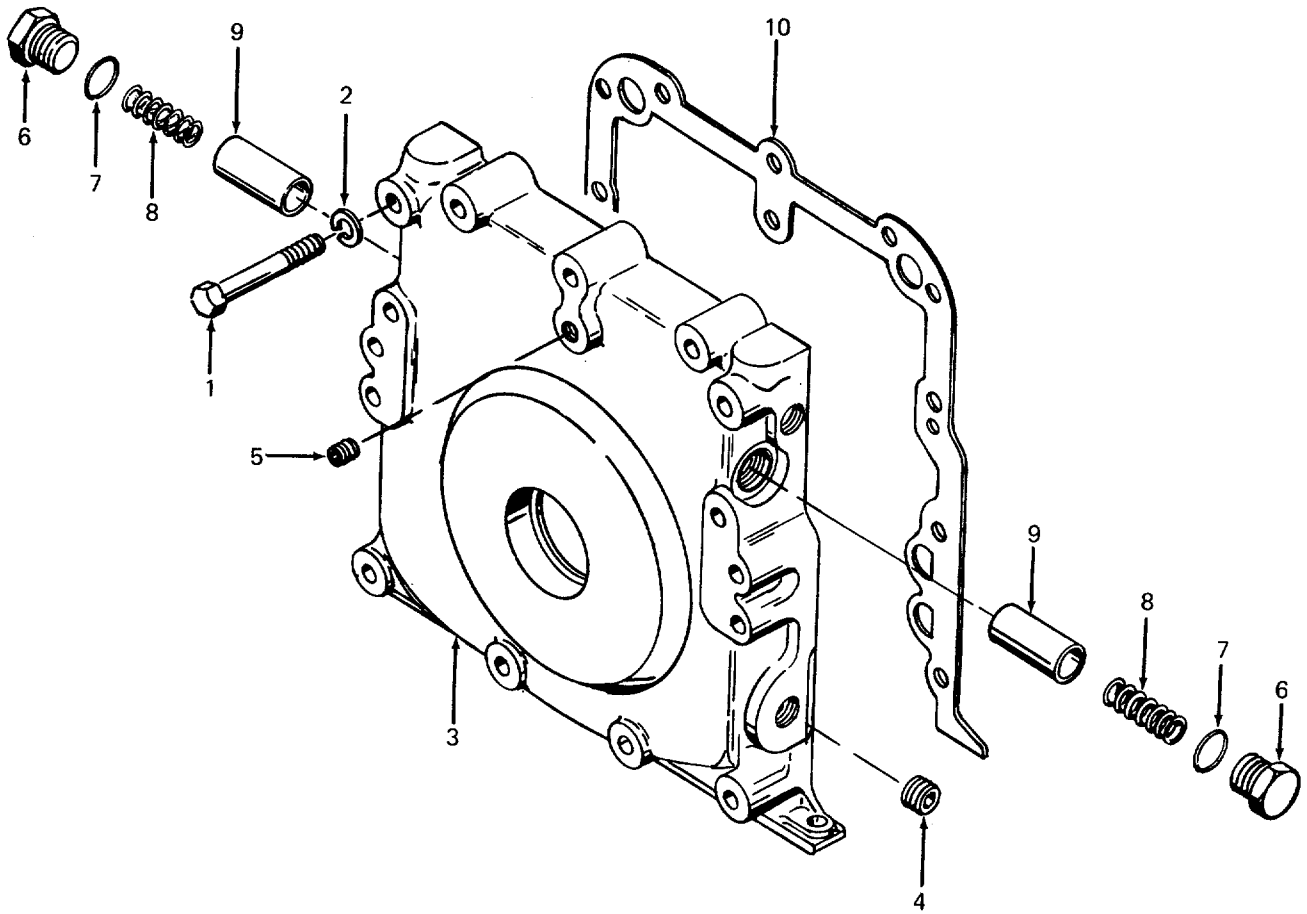


Figure 46. Lower Front Cover, Oil Cooler Bypass Valve, and Oil Pressure Regulator Valve

SECTION II

TM 5-4320-300-24P

(1) ITEM NO.	(2) SMR CODE	(3) FSCM	(4) PART NO.	(5) DESCRIPTION AND USABLE ON CODES (UOC)	(6) QTY
				GROUP 05 ENGINE ASSEMBLY	
				FIG. 46 LOWER FRONT COVER, OIL COOLER BYPASS VALVE, AND OIL PRESSURE REGULATOR VALVE	
1	XDFZZ	72582	186282	.BOLT .....	11
2	XDFZZ	72582	103321	WASHER, LOCK .....	11
3	PAFZZ	72582	5197415	COVER ASSEMBLY, ENGINE .....	1
4	XAFZZ	09367	4255490	..PLUG, PIPE .....	4
5	XDFZZ	72582	5146648	..PLUG .....	1
6	XAFZZ	72582	5113657	..PLUG, MACHINE THREAD .....	2
7	XAFZZ	72582	5177773	..GASKET .....	2
8	XAFZZ	72582	5126436	..SPRING, HELICAL .....	2
9	XAFZZ	72582	5177777	..DISK, VALVE .....	2
10	PAFZZ	72582	5116386	.GASKET .....	1
				END OF FIGURE	

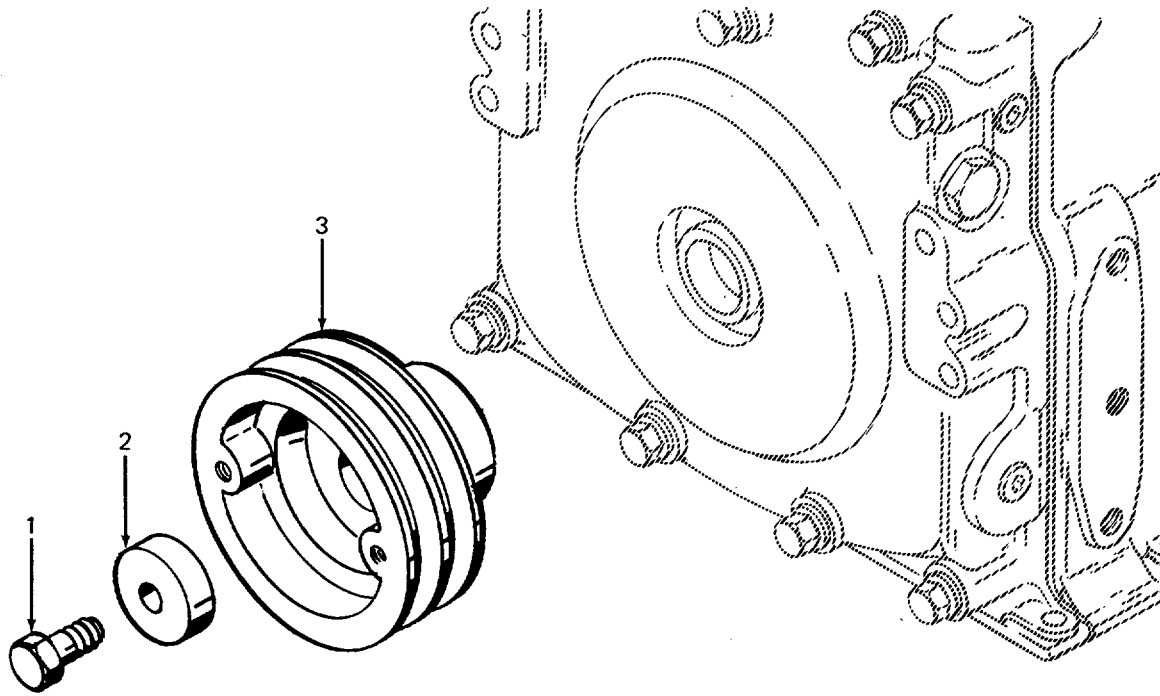


Figure 47. Crankshaft Pulley



SECTION II

TM 5-4320-300-24P

(1) ITEM NO.	(2) SMR CODE	(3) FSCM	(4) PART NO.	(5) DESCRIPTION AND USABLE ON CODES (UOC)	(6) QTY
1	XDHZZ	72582 271632		GROUP 05 ENGINE ASSEMBLY	
2	XDHZZ	72582 5180291		FIG. 47 CRANKSHAFT PULLEY	
3	XDHZZ	72582 5116484		.BOLT .....	1
				.RETAINER, CRANKSHAFT .....	1
				.PULLEY, GROOVE .....	1
				END OF FIGURE	

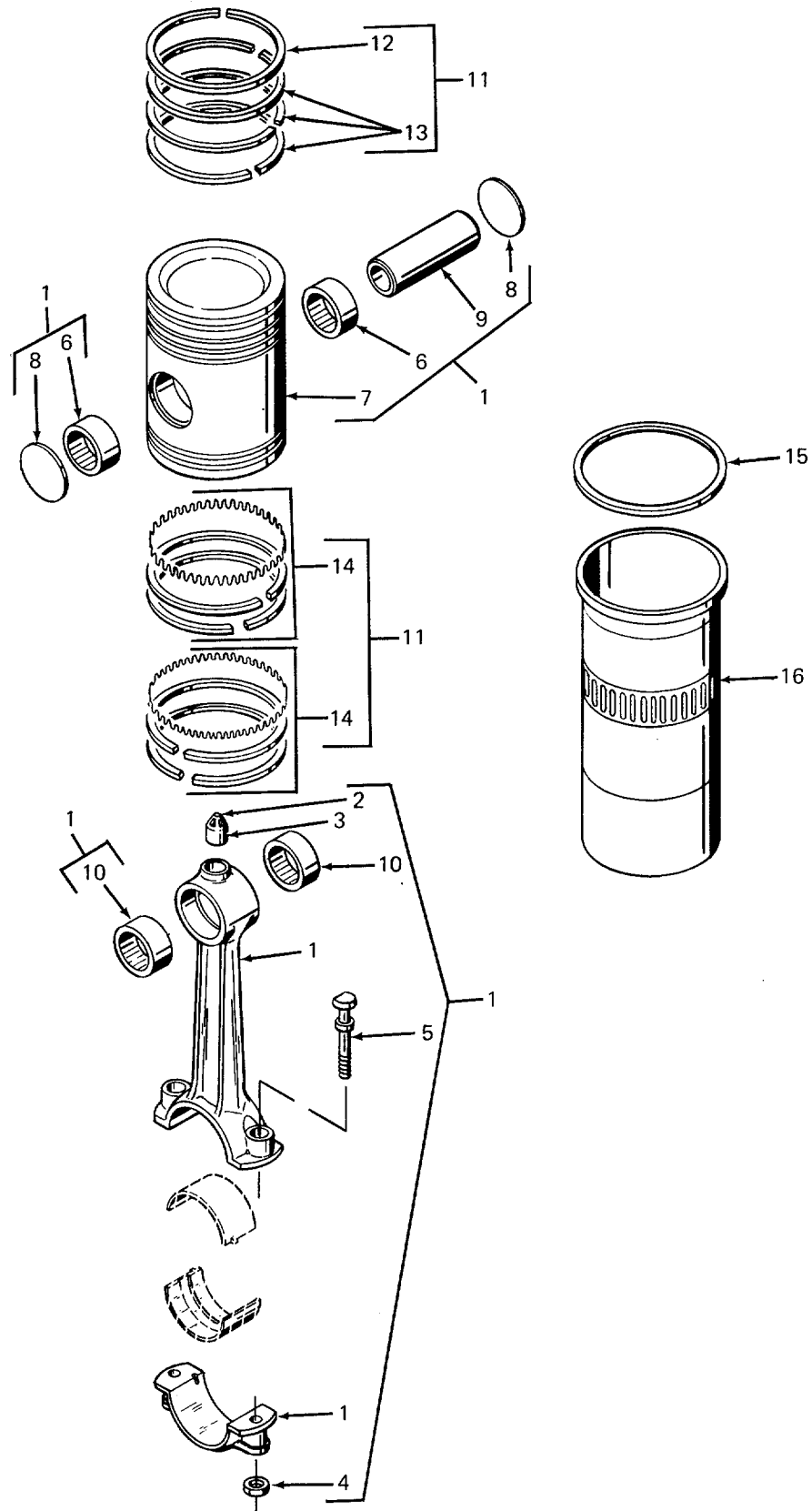


Figure 48. Connecting Rod Assembly, Piston Rings, and Liner

SECTION II

TM 5-4320-300-24P

(1) ITEM NO.	(2) SMR CODE	(3) FSCM	(4) PART NO.	(5) DESCRIPTION AND USABLE ON CODES (UOC)	(6) QTY
				GROUP 05 ENGINE ASSEMBLY	
				FIG. 48 CONNECTING ROD ASSEMBLY, PISTON RINGS, AND LINER	
1	PAHZZ	72582	5121262	CONNECTING ROD, PISTON .....	3
2	XAHZZ	72582	5198179	..ORIFICE .....	1
3	XAHZZ	72582	5150140	..NOZZLE, OIL .....	1
4	XAHZZ	72582	839103	..NUT .....	2
5	PAHZZ	72582	5197852	..BOLT, CONNECTING ROD .....	2
6	XAHZZ	72582	5116181	..BEARING, SLEEVE .....	2
7	XAHZZ	72582	5198877	..PISTON PART OF KIT P/N 5198899 .....	3
8	XAHZZ	72582	5108131	..RETAINER PART OF KIT PIN 5198899 .....	6
9	XAHZZ	72582	5116189	..PIN, PISTON PART OF KIT PIN 5198899 .....	3
10	XAHZZ	72582	5116181	..BEARING, SLEEVE .....	6
11	XDHZZ	72582	5198822	..RING SET, PISTON .....	3
12	XAHZZ	72582	5103382	..RING PART OF KIT P/N 5198899 .....	1
13	XDHZZ	72582	5116184	..RING, PISTON PART OF KIT P/N 5198899 .....	1
14	XAHZZ	72582	5195933	..RING SET, PISTON PART OF KIT P/N 5198899 .....	2
15	PAHZZ	72582	5121256	PACKING, PREFORMED .....	1
16	XAHZZ	72582	5132803	..LINER PART OF KIT P/N 5198899 .....	3
16	XDHZZ	72582	5101016	..LINER, .010 INCH .....	3
	PAHZZ	72582	5198899	..PARTS KIT, CYLINDER .....	1
				LINER (3) 48-16	
				PIN, PISTON (3) 48-9	
				PISTON (3) 48-7	
				RETAINER (6) 48-8	
				RING (1) 48-12	
				RING, PISTON (1) 48-13	
				END OF FIGURE	

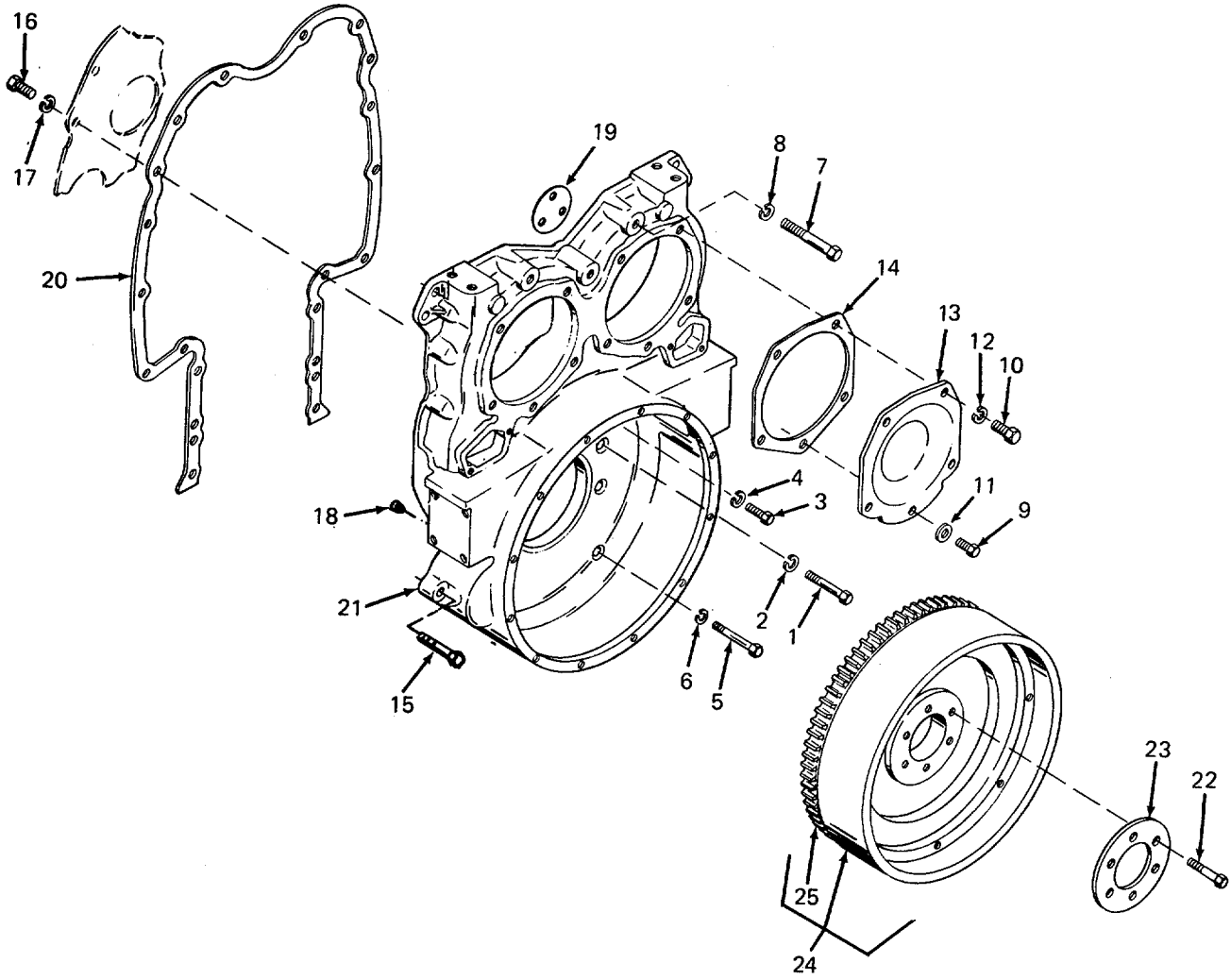


Figure 49. Cover, Flywheel Housing , Flywheel, and Gear

SECTION II

TM 5-4320-300-24P

(1) ITEM NO.	(2) SMR CODE	(3) FSCM	(4) PART NO.	(5) DESCRIPTION AND USABLE ON CODES (UOC)	(6) QTY
GROUP 05 ENGINE ASSEMBLY					
FIG. 49 COVER, FLYWHEEL HOUSING, FLYWHEEL, AND GEAR					
1	PAHZZ	72582	9409126	.BOLT, SELF-LOCKING .....	2
2	PAHZZ	96906	MS35338-8	.WASHER, LOCK .....	2
3	XDHZZ	72582	5101779	.BOLT .....	1
4	XDHZZ	72582	103321	.WASHER, LOCK .....	1
5	XDHZZ	72582	9414215	.BOLT .....	4
6	XDHZZ	72582	103321	.WASHER, LOCK .....	4
7	XDHZZ	72582	5170489	.BOLT, LOCK .....	3
8	XDHZZ	72582	103321	.WASHER, LOCK .....	3
9	PAHZZ	96906	MS90725-84	.SCREW, CAP, HEXAGON HEAD .....	1
10	XDHZZ	72582	122408	.BOLT .....	4
11	XDHZZ	72582	5150568	.WASHER, FLAT .....	1
12	XDHZZ	72582	103323	.WASHER, LOCK .....	4
13	PAHZZ	72582	5122281	.COVER, ACCESS .....	1
14	PAHZZ	72582	5104506	.GASKET .....	1
15	XDHZZ	72582	427588	.BOLT .....	6
16	PAHZZ	72582	9409079	.BOLT, SELF-LOCKING .....	5
17	PAHZZ	72582	103321	.WASHER, LOCK .....	5
18	XDHZZ	72582	5115214	.PLUG .....	1
19	PAHZZ	72582	5123802	.SHIM .....	1
20	PAHZZ	72582	5121334	.GASKET .....	1
21	XDHZZ	72582	5132264	.HOUSING .....	1
22	XDHZZ	72582	9412018	.BOLT .....	6
23	XDHZZ	72582	5143270	.PLATE .....	1
24	XDHZZ	72582	5116304	.FLYWHEEL .....	1
25	PAHZZ	72582	5116289	..GEAR, SPUR .....	1
END OF FIGURE					

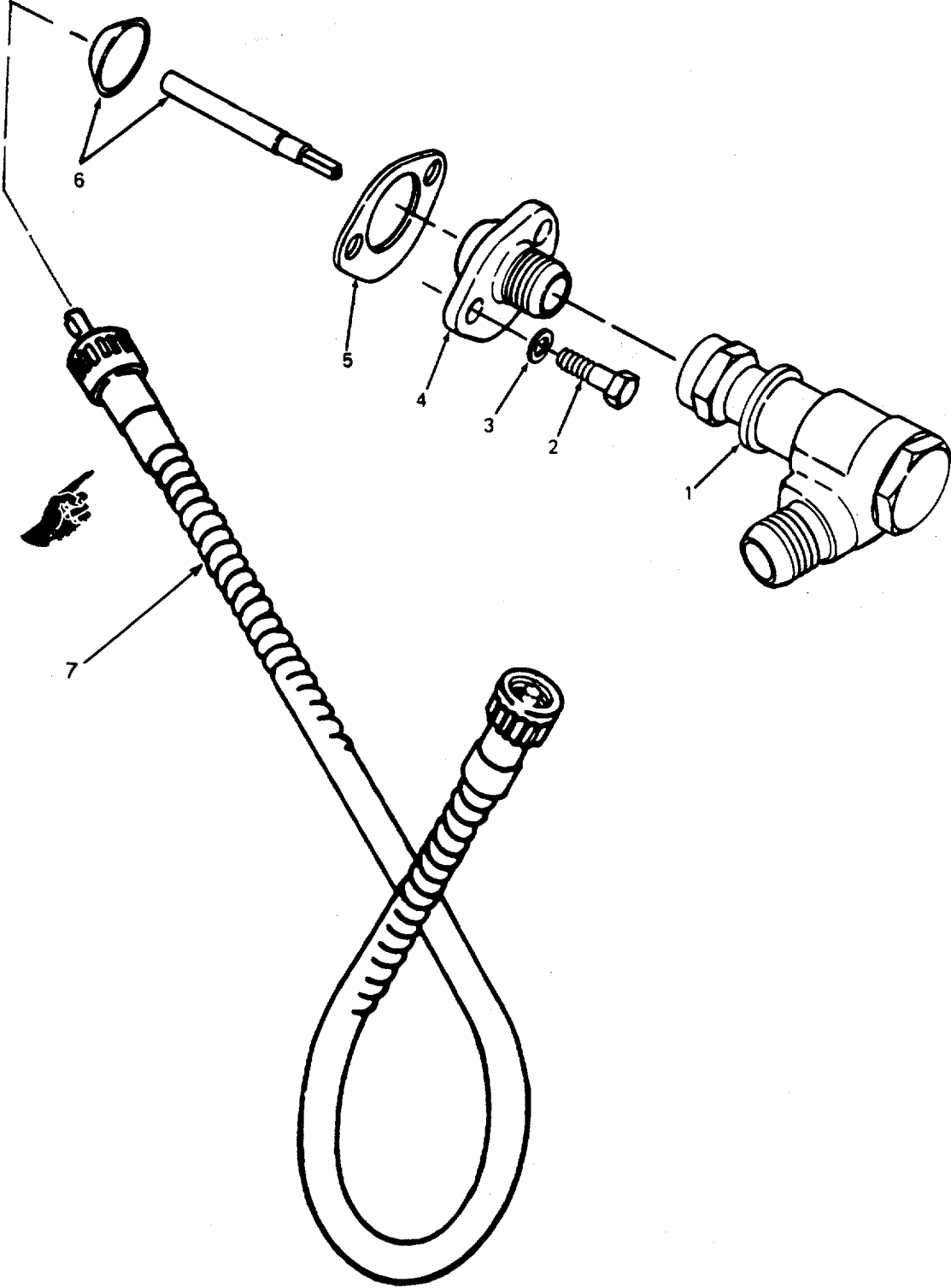


Figure 50. Tachometer Driver Adapter

SECTION II

TM 5-4320-300-24P

(1) ITEM NO.	(2) SMR CODE	(3) FSCM	(4) PART NO.	(5) DESCRIPTION AND USABLE ON CODES (UOC)	(6) QTY
				GROUP 05 ENGINE ASSEMBLY	
				FIG. 50 TACHOMETER DRIVE ADAPTOR	
1	PAHZZ	72582	0512051	. ADAPTER, TACHOMETER .....	1
2	PAHZZ	96906	MS90725-33	. BOLT, MACHINE .....	2
3	PAHZZ	96906	MS35338-45	. WASHER, LOCK .....	2
4	XDHZZ	72582	5145913	. ADAPTOR .....	1
5	PAHZZ	72582	5116391	. GASKET .....	1
6	PAHZZ	72582	5136372	. SHAFT, TACH DRIVE .....	1
7	XBHZZ	3D921	WB187044	. TACHOMETER CABLE .....	1
				END OF FIGURE	

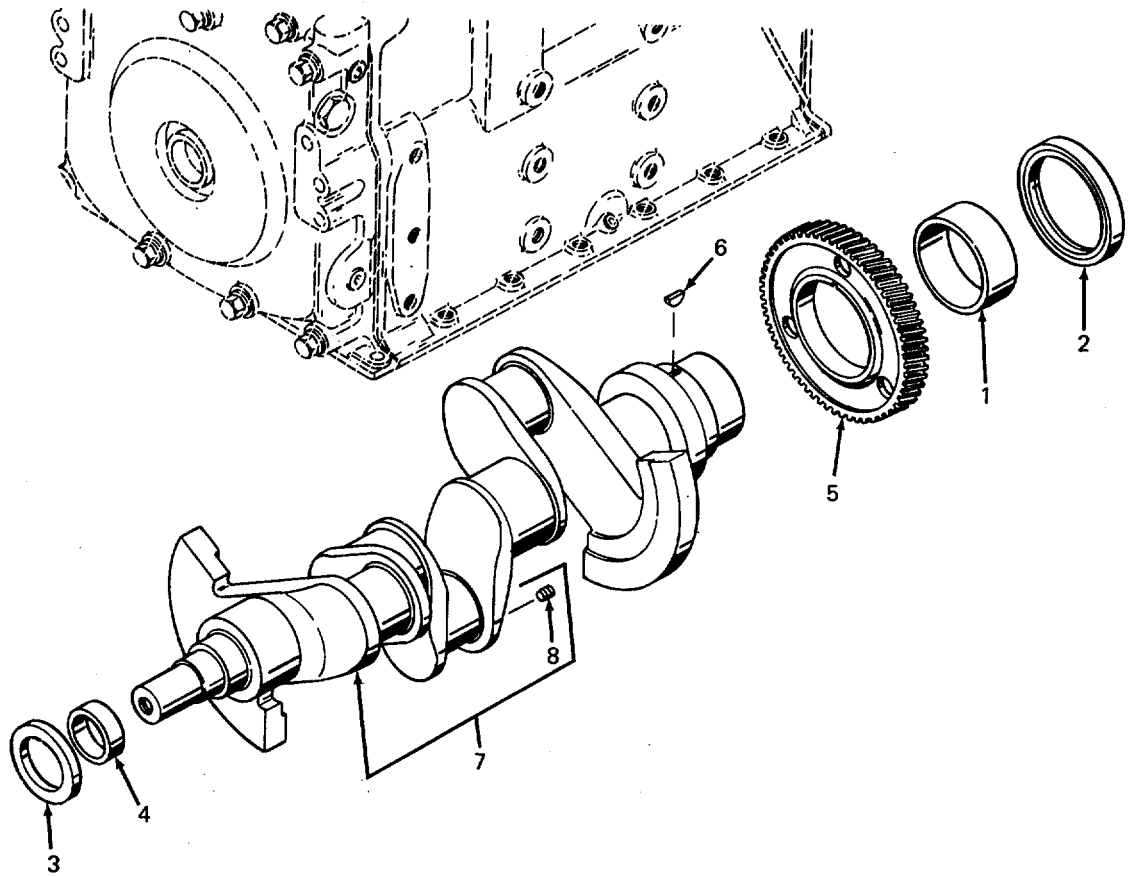


Figure 51. Crankshaft, Gear, and Seals



SECTION II

TM 5-4320-300-24P

(1) ITEM NO.	(2) SMR CODE	(3) FSCM	(4) PART NO.	(5) DESCRIPTION AND USABLE ON CODES (UOC)	(6) QTY
				GROUP 05 ENGINE ASSEMBLY	
				FIG. 51 CRANKSHAFT, GEAR, AND SEALS	
1	PAHZZ	72582	5196851	.BEARING, WASHER, THRU .....	1
2	PAHZZ	72582	5116229	.SEAL, PLAIN ENCASED .....	1
3	PAHZZ	72582	5198503	.SEAL, PLAIN ENCASED .....	1
4	PAHZZ	72582	5198502	.BUSHING, SLEEVE .....	1
5	PAHZZ	24617	5116195	.GEAR, HELICAL .....	1
6	PAHZZ	72582	127559	.KEY, WOODRUFF .....	1
7	XDHZZ	72582	5116447	.CRANKSHAFT .....	1
8	XDHZZ	72582	444687	..PLUG .....	3
				END OF FIGURE	

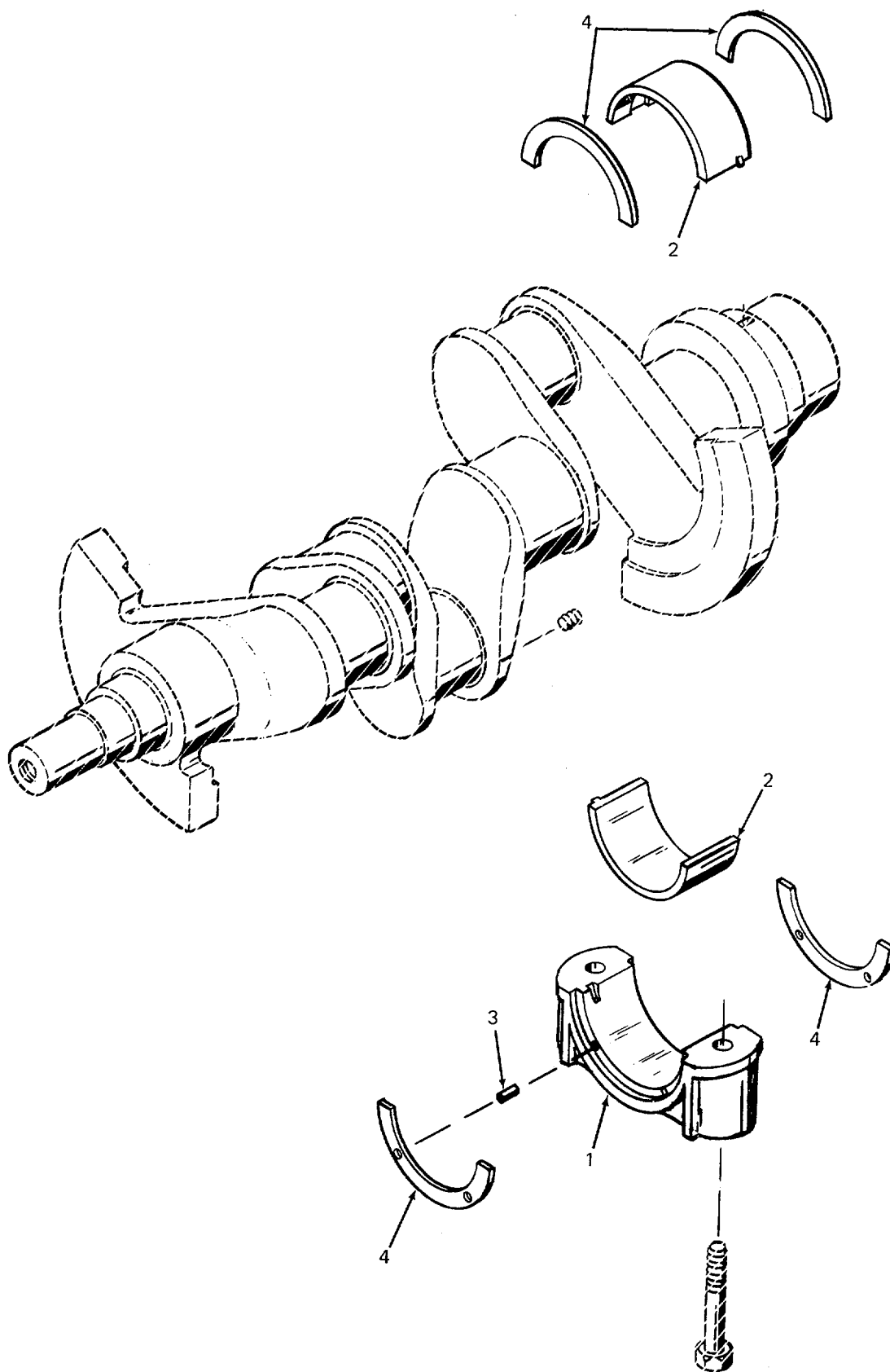


Figure 52. Main Bearing Caps, Shells, and Washers

SECTION II

TM 5-4320-300-24P

(1) ITEM NO.	(2) SMR CODE	(3) FSCM	(4) PART NO.	(5) DESCRIPTION AND USABLE ON CODES (UOC)	(6) QTY
GROUP 05 ENGINE ASSEMBLY					
FIG. 52 MAIN BEARING CAPS, SHELLS, AND WASHERS					
1	XDHZZ	72582	5195935	.CAP,BEARING .....	4
1	XDHZZ	72582	5116142	.CAP .....	4
2	XDHZZ	72582	5195928	.BEARING HALF,SLEEVE .....	3
2	PAHZZ	72582	5196660	.BEARING,SLEEVE .....	3
2	PAHZZ	72582	5196661	.BEARING,SLEEVE .....	3
2	PAHZZ	72582	5196662	.BEARING,SLEEVE .....	3
2	PAHZZ	72582	5196663	.BEARING,SLEEVE .....	3
3	PAHZZ	72582	141346	.PIN,STRAIGHT,HEADLESS .....	4
4	PAHZZ	72582	5116197	.WASHERHALF,THRUST .....	4
4	PAHZZ	72582	5196755	.PLATE,THRUST .....	4
4	PAHZZ	72582	5196756	.PLATE, THRUST .....	4
END OF FIGURE					

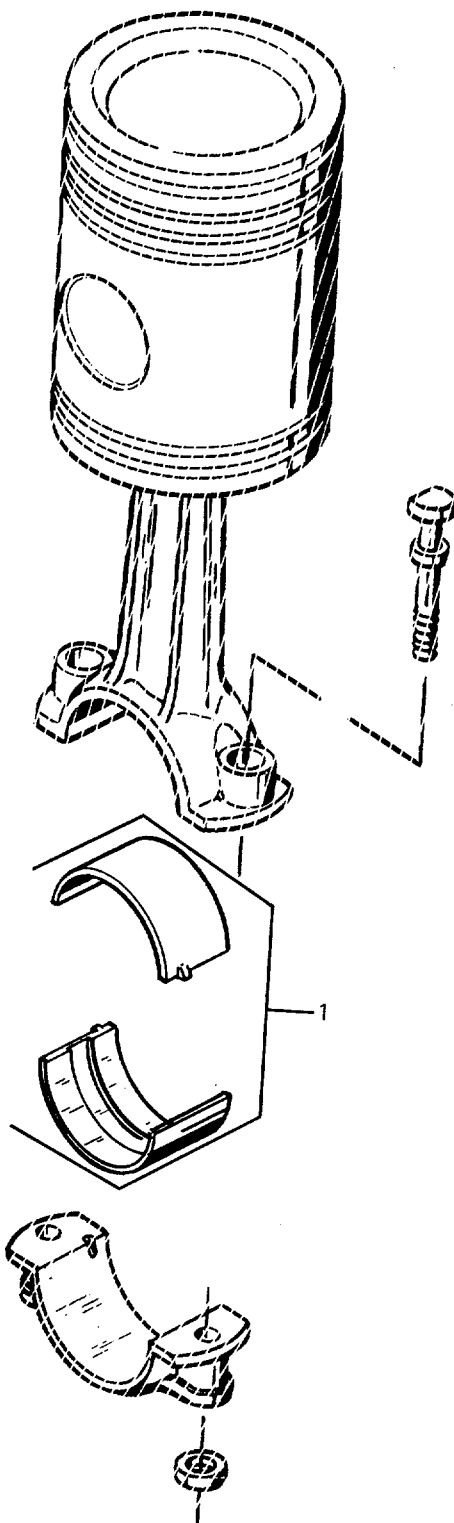


Figure 53. Connecting Rod Bearings

SECTION II

TM 5-4320-300-24P

(1) ITEM NO.	(2) SMR CODE	(3) FSCM	(4) PART NO.	(5) DESCRIPTION AND USABLE ON CODES (UOC)	(6) QTY
				GROUP 05 ENGINE ASSEMBLY	
				FIG. 53 CONNECTING ROD BEARINGS	
1	PAHZZ	72582	5195929	.BEARING HALF SET .....	3
1	PAHZZ	72582	5196664	.BEARING, SLEEVE .....	3
1	PAHZZ	72582	5196665	.BEARING, SLEEVE .....	3
1	PAHZZ	72582	5196666	.BEARING, SLEEVE .....	3
1	PAHZZ	72582	5196667	.BEARING, SLEEVE .....	3
				END OF FIGURE	

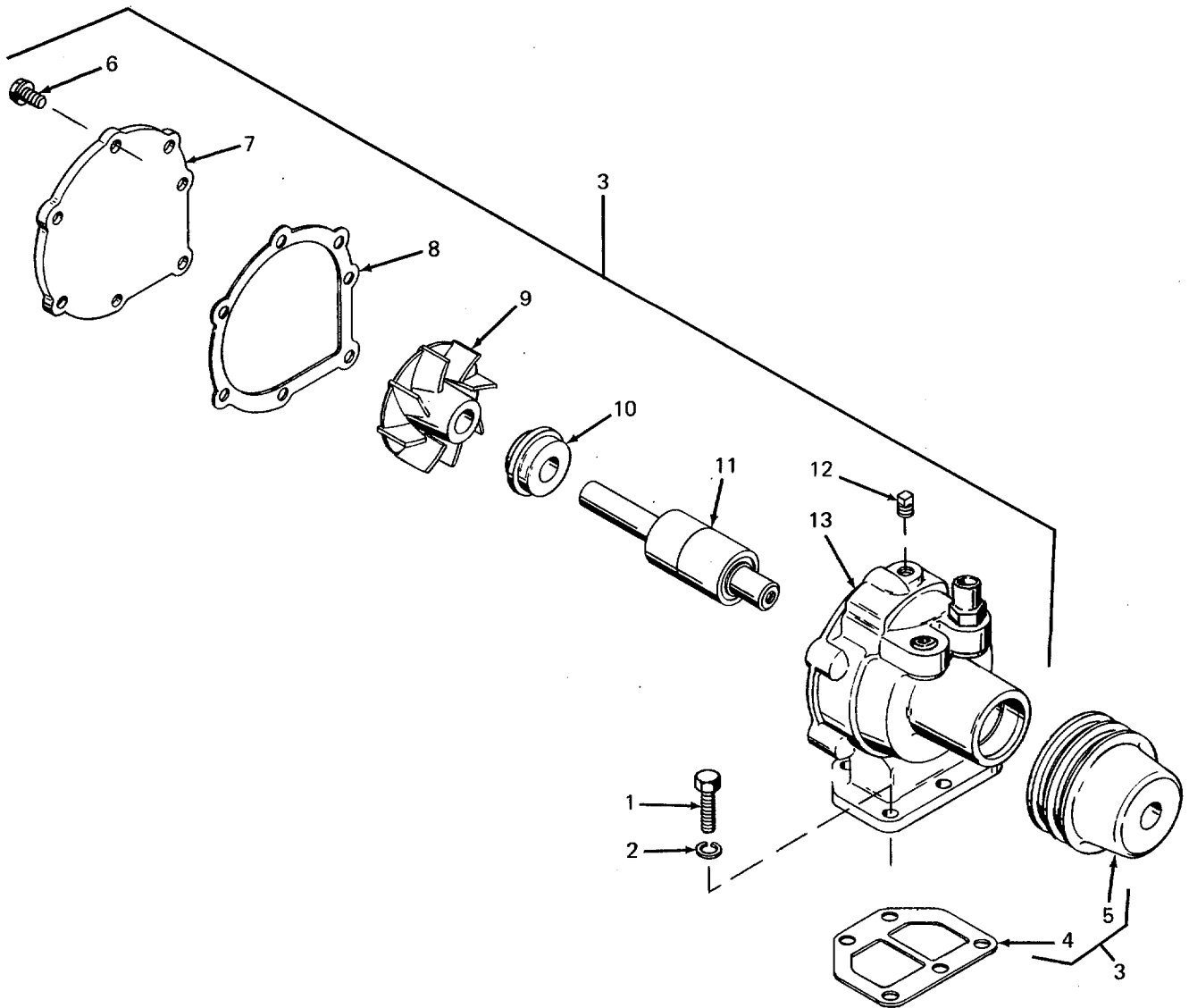


Figure 54. Water Pump Assembly

SECTION II

TM 5-4320-300-24P

(1) ITEM NO.	(2) SMR CODE	(3) FSCM	(4) PART NO.	(5) DESCRIPTION AND USABLE ON CODES (UOC)	(6) QTY
GROUP 05 ENGINE ASSEMBLY					
FIG. 54 WATER PUMP ASSEMBLY					
1	PAOZZ	72582	186625	..BOLT,MACHINE.....	5
2	XDOZZ	72582	103320	..WASHER,LOCK.....	5
3	PBOZZ	72582	5144685	..PUMP,COOLING SYSTEM .....	1
4	PAOZZ	72582	5133107	GASKET PART OF KIT P/N 5199633.....	1
5	XAOZZ	72582	5144503	..PULLEY,GROOVE .....	1
6	XAHZZ	72582	5104293	..BOLT.....	7
7	XAHZZ	72582	5119823	..COVER, ACCESS .....	1
8	PAHZZ	72582	5119282	..GASKET PART OF KIT P/N 5199633.....	1
9	XAHZZ	72582	5113800	..IMPELLER PART OF KIT OF KIT P/N 5199633 .....	1
11	PAHZZ	72582	904827	..BEARING PART OF KIT P/N 5199633 .....	1
12	XAHZZ	72582	5145009	..PLUG, PIPE .....	1
13	XAHZZ	72582	5144688	..BODY .....	1
	XAOZZ	72582	5144685-1	..ADHESIVE PART OF KIT P/N 5197279 .....	1
	XDOZZ	72582	5144685-2	..INSERT PART OF KIT P/N 5197279.....	1
	XDHZZ	72582	5199633	..KIT .....	1
				BEARING (1) 54-11	
				GASKET (1) 54-4	
				GASKET (1) 54-8	
				IMPELLER (1) 54-9	
				SEAL,WATERPUMP (1) 54-10	
10	XDOZZ	72582	5197279	..KIT .....	1
20				ADHESIVE.....	1
				INSERT .....	1
END OF FIGURE					

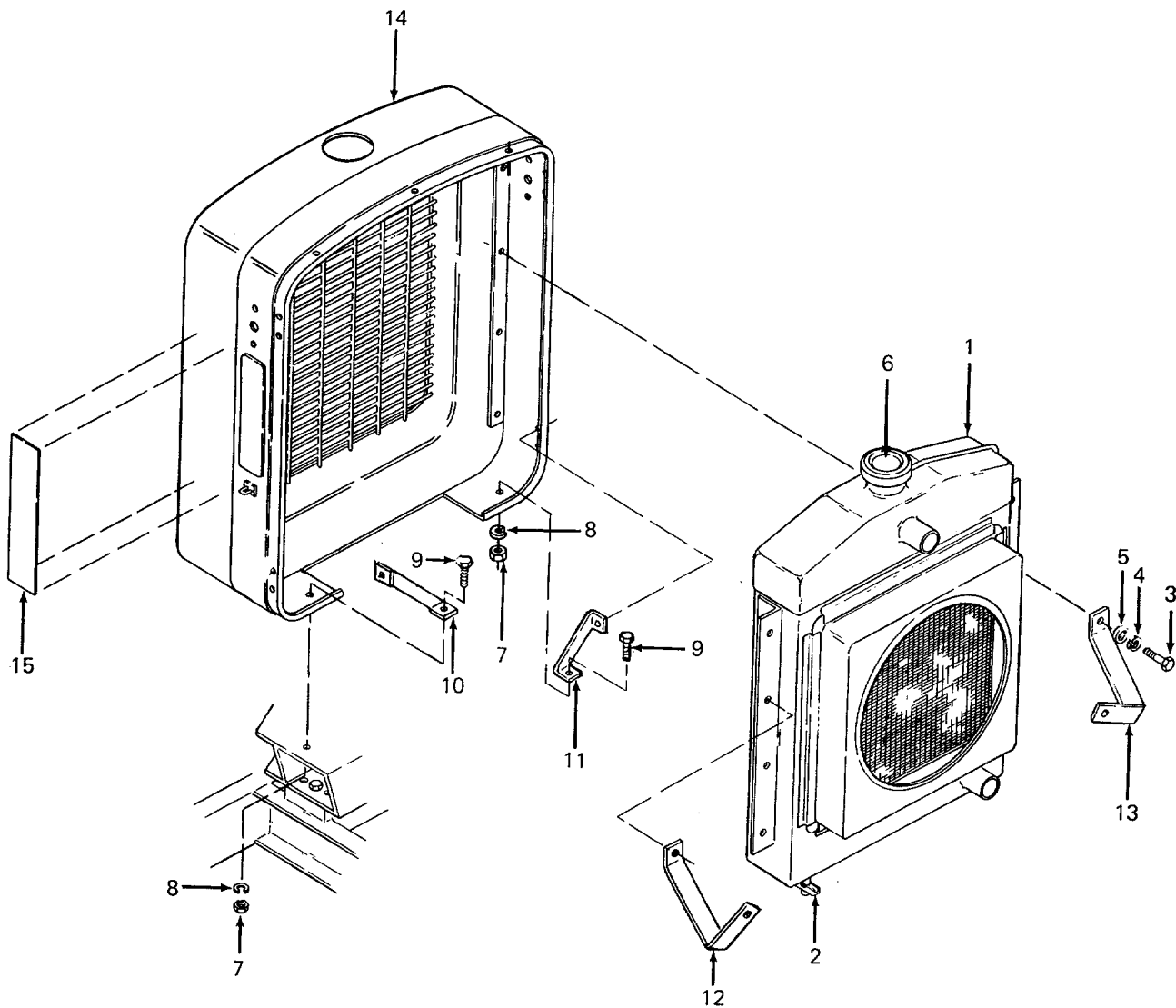


Figure 55. Radiator Assembly, Shell, and Supports



SECTION II

TM 5-4320-300-24P

(1) ITEM NO.	(2) SMR CODE	(3) FSCM	(4) PART NO.	(5) DESCRIPTION AND USABLE ON CODES (UOC)	(6) QTY
GROUP 05 ENGINE ASSEMBLY					
FIG. 55 RADIATOR ASSEMBLY, SHELL, AND SUPPORTS					
1	XDOHH	72582	5119023	.RADIATOR.....	1
2	XAOZZ	72582	103647	..DRAINCOCK.....	1
3	XAOZZ	72582	186629	..BOLT.....	8
4	XDOZZ	72582	103320	..WASHER, LOCK.....	8
5	XDOZZ	72582	120393	..WASHER.....	8
6	XDOZZ	72582	5197822	..CAP.....	1
7	XDOZZ	72582	117049	..NUT.....	8
8	XDOZZ	72582	103321	..ASHER, LOCK.....	11
9	PAOZZ	72582	186627	..SCREW, CAP, HEXAGON HEAD.....	2
10	XDOZZ	72582	5126062	..SUPPORT.....	1
11	XDOZZ	72582	5126061	..SUPPORT.....	1
12	XDOZZ	72582	5131200	..SUPPORT.....	1
13	XDOZZ	72582	5126066	..SUPPORT.....	1
14	XDOZZ	72582	5135963	..SHELL.....	1
15	XCOZZ	72582	5144861	..DECAL.....	2
END OF FIGURE					

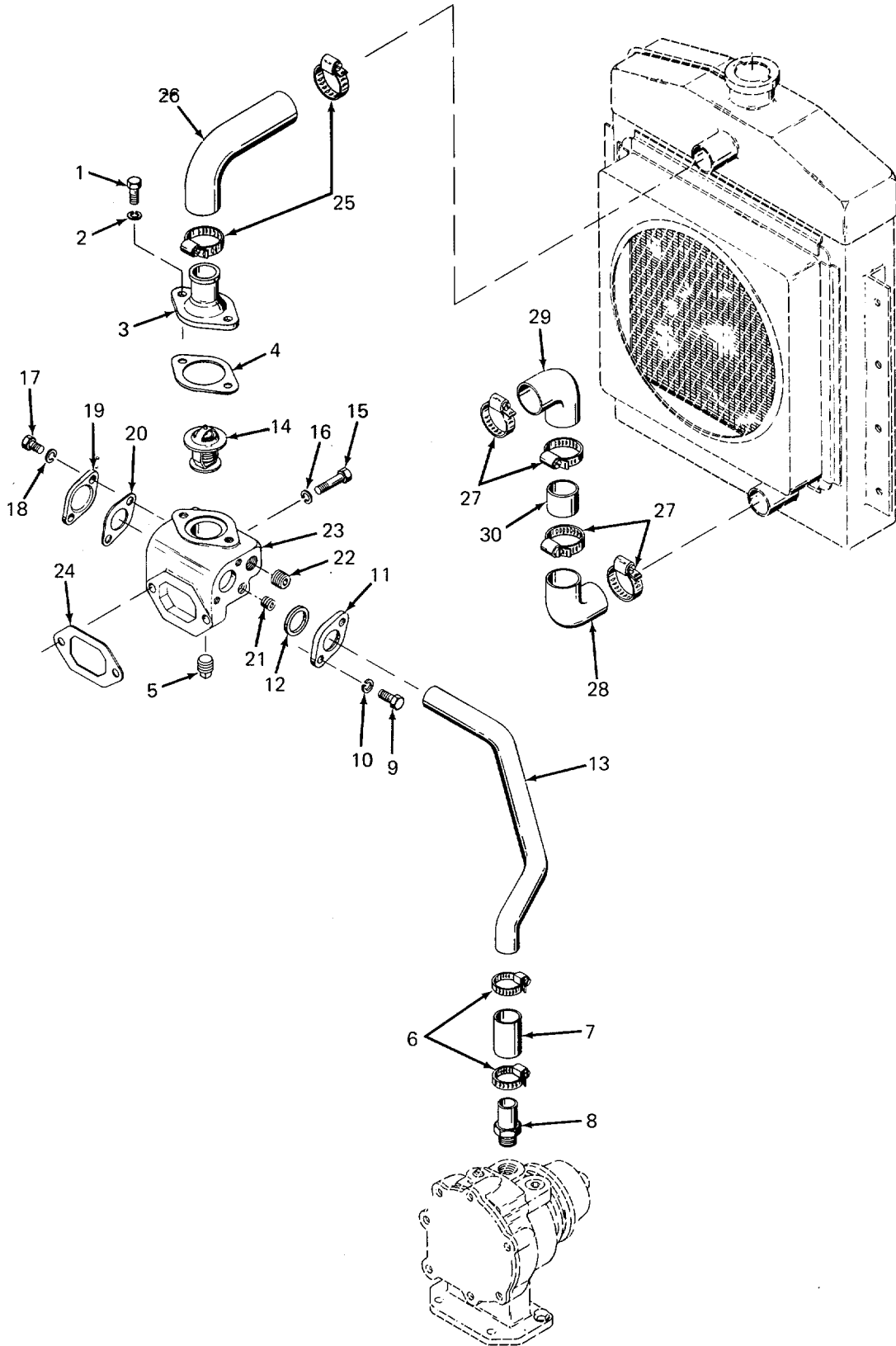


Figure 56. Thermostat, Housing, and Hoses

SECTION II

TM 5-4320-300-24P

(1) ITEM NO.	(2) SMR CODE	(3) FSCM	(4) PART NO.	(5) DESCRIPTION AND USABLE ON CODES (UOC)	(6) QTY
GROUP 05 ENGINE ASSEMBLY					
FIG. 56 THERMOSTAT, HOUSING, AND HOSES					
1	XDOZZ	72582	186619	.BOLT .....	2
2	XDOZZ	72582	103321	.WASHER, LOCK .....	2
3	PAOZZ	72582	5116409	.ADAPTER, STRAIGHT .....	2
4	PAOZZ	72582	5116092	.GASKET .....	1
5	PAOZZ	72582	5142549	.PLUG, PIPE .....	1
6	PAOZZ	11083	1K6717	.CLAMP, HOSE .....	2
7	XDOZZ	72582	5169721	.HOSE, 7/8 ID X 1.74 L .....	1
8	PAOZZ	72582	5144702	.ADAPTER, STRAIGHT, PIPE .....	1
9	XDOZZ	72582	186625	.BOLT, MACHINE .....	2
10	XDOZZ	72582	103320	.WASHER, LOCK .....	2
11	XDOZZ	72582	5119425	.FLANGE, PIPE .....	1
12	PAOZZ	72582	5184301	.SEAL RING .....	1
13	XDOZZ	72582	5108944	.TUBE .....	1
14	PAOZZ	72582	3041379	.THERMOSTAT, FLOW CONTROL .....	1
15	XDOZZ	72582	108608	.SCREW, CAP, HEXAGON HEAD .....	2
16	XDOZZ	72582	103321	.WASHER, LOCK .....	2
17	XDOZZ	72582	186618	.BOLT .....	2
18	XDOZZ	72582	103320	.WASHER, LOCK .....	2
19	XDOZZ	72582	5119426	.FLANGE .....	1
20	PAOZZ	72582	5128139	.GASKET .....	1
21	PAOZZ	72582	5145014	.PLUG, PIPE .....	2
22	XDOZZ	72582	5115214	.PLUG .....	2
23	XDOZZ	72582	5108088	.HOUSING, THERMOSTAT .....	1
24	PAOZZ	72582	5116242	.GASKET .....	2
25	PAOZZ	72582	2337379	.CLAMP, HOSE .....	2
26	PAOZZ	72582	5129251	.HOSE, PREFORMED .....	1
27	XDOZZ	72582	8920537	.CLAMP .....	4
28	PAOZZ	72582	5199778	.HOSE, NONMETALLIC .....	1
29	PAOZZ	72582	5110373	.HOSE .....	1
30	PAOZZ	72582	5125061	.TUBE, RADIATOR .....	1
END OF FIGURE					

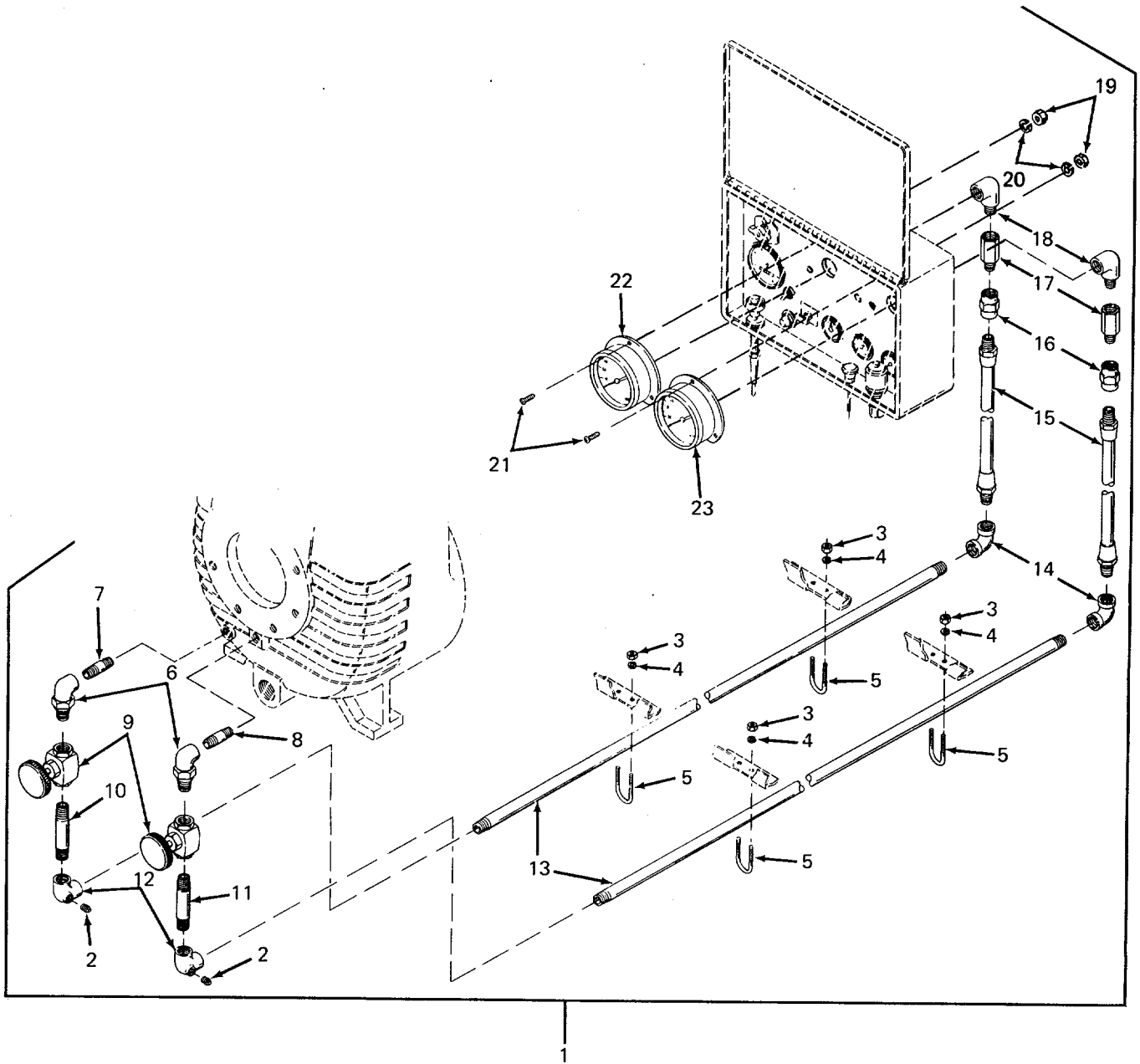


Figure 57. Suction and Discharge Gage Assembly

SECTION II

TM 5-4320-300-24P

(1) ITEM NO.	(2) SMR CODE	(3) FSCM	(4) PART NO.	(5) DESCRIPTION AND USABLE ON CODES (UOC)	(6) QTY
GROUP 06 PUMP ASSEMBLY					
FIG. 57 SUCTION AND DISCHARGE GAGE ASSEMBLY					
1	XDFZZ	05748	39558SA	PUMP GAGE ASSEMBLY.....	1
2	XAFZZ	05748	03201	.PLUG .....	2
3	XAFZZ	05748	02760	.NUT.....	8
4	XAFZZ	05748	14943	.WASHER, LOCK.....	8
5	XAFZZ	05748	37593	.U-BOLT .....	4
6	PAFZZ	14959	5921-4	.ELBOW, PIPE .....	2
7	XAFZZ	05748	03260	.NIPPLE .....	1
8	PAFZZ	05748	03262	.NIPPLE, PIPE .....	1
9	XDFZZ	05748	26659	.VALVE.....	2
10	XDFZZ	05748	03269	.NIPPLE .....	1
11	XDFZZ	05748	03271	.NIPPLE .....	1
12	PAFZZ	05748	37594	.TEE, PIPE .....	2
13	XDFZZ	05748	37595	.PIPE, METALLIC.....	2
14	XDFZZ	05748	03401	.ELBOW .....	2
15	XDFZZ	05748	37591	.HOSE ASSEMBLY, NONMETALLIC .....	2
16	PAFZZ,	05748	03226	.COUPLING, PIPE.....	2
17	PAFZZ	05748	26658	.DAMPENER, FLUID PRESSURE.....	2
18	PAFZZ	91340	0001284	.ELBOW, PIPE .....	2
19	PAFZZ	96906	MS35650-302	.NUT, PLAIN, HEXAGON .....	6
20	PAFZZ	96906	MS35338-43	.WASHER, LOCK.....	6
21	PAFZZ	96906	MS35207-266	.SCREW, MACHINE.....	6
22	PAFZZ	05748	26653	.GAGE, PRESSURE, DIAL.....	1
23	PAFZZ	05748	39561	.GAGE, PRESSURE, DIAL.....	1
END OF FIGURE					

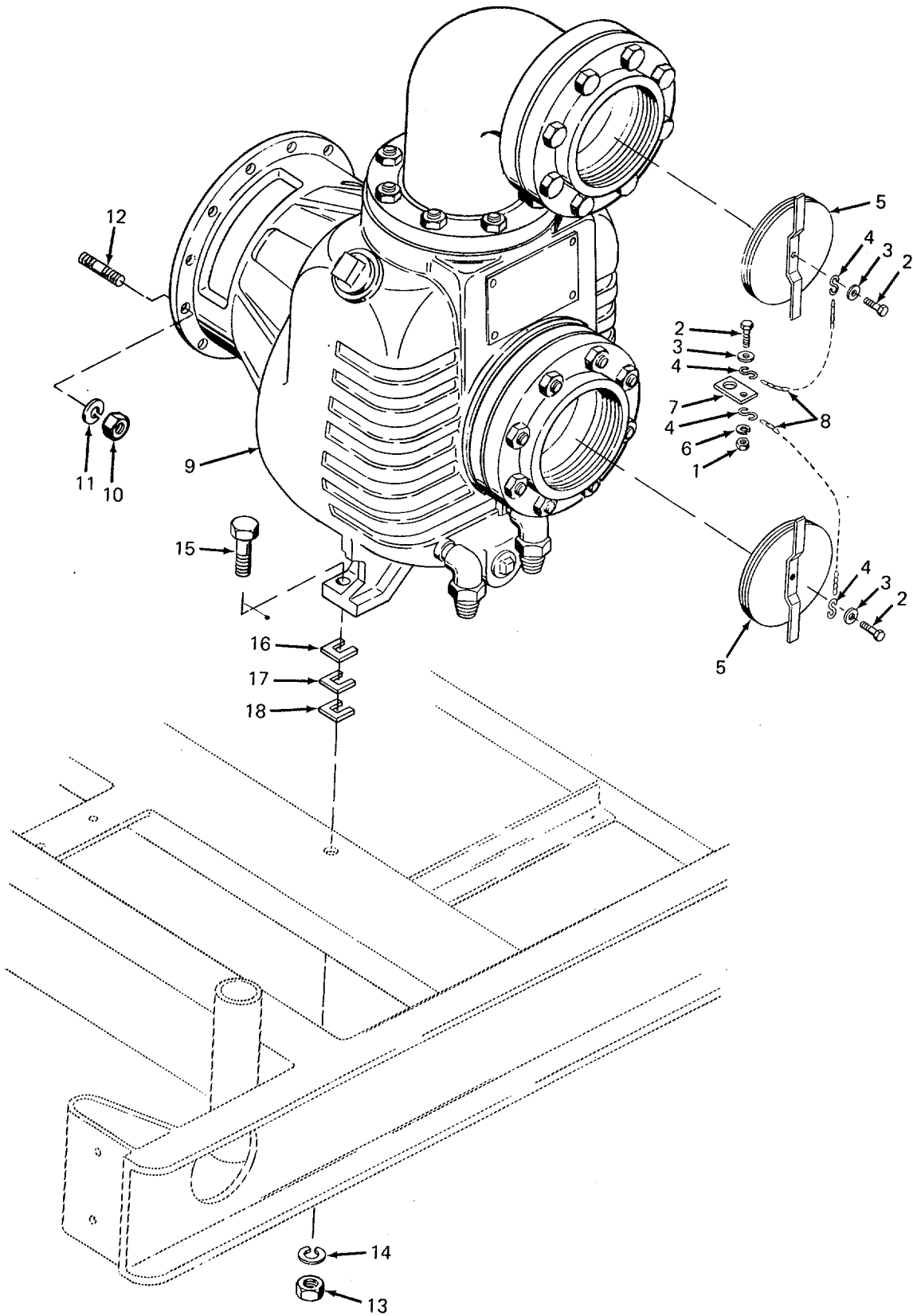


Figure 58. Pump Mounting

SECTION II

TM 5-4320-300-24P

(1) ITEM NO.	(2) SMR CODE	(3) FSCM	(4) PART NO.	(5) DESCRIPTION AND USABLE ON CODES (UOC)	(6) QTY
				GROUP 06 PUMP ASSEMBLY	
				FIG. 58 PUMP MOUNTING	
1	PAOZZ	96906	MS51967-2	NUT, PLAIN, HEXAGON .....	3
2	PAOZZ	96906	MS90725-6	SCREW, CAP, HEXAGON HEAD .....	3
3	PAOZZ	96906	MS27183-10	WASHER, FLAT .....	3
4	XDOZZ	05748	30722	HOOK .....	4
5	XDOZZ	05748	30720SA	PLUG .....	2
6	XDOZZ	05743	14943	WASHER, LOCK .....	1
7	XDOZZ	05748	30719	BRACKET .....	1
8	XDOZZ	05748	30721	CHAIN .....	2
9	XDFFH	05748	57057SA	PUMP .....	1
10	PAFZZ	05748	02502	NUT, PLAIN, HEXAGON .....	12
11	PAFZZ	96906	MS35338-46	WASHER, LOCK .....	12
12	XDFZZ	05748	16569	STUD .....	12
13	PAFZZ	05748	02504	NUT, PLAIN, HEXAGON .....	2
14	XDFZZ	96096	MS35338-48	WASHER, LOCK .....	2
15	XDFZZ	05748	02273	SCREW .....	2
16	XDFZZ	05748	27349	SHIM .....	2
17	XDFZZ	05748	27350	SHIM .....	2
18	XDFZZ	05748	27351	SHIM .....	2
				END OF FIGURE	

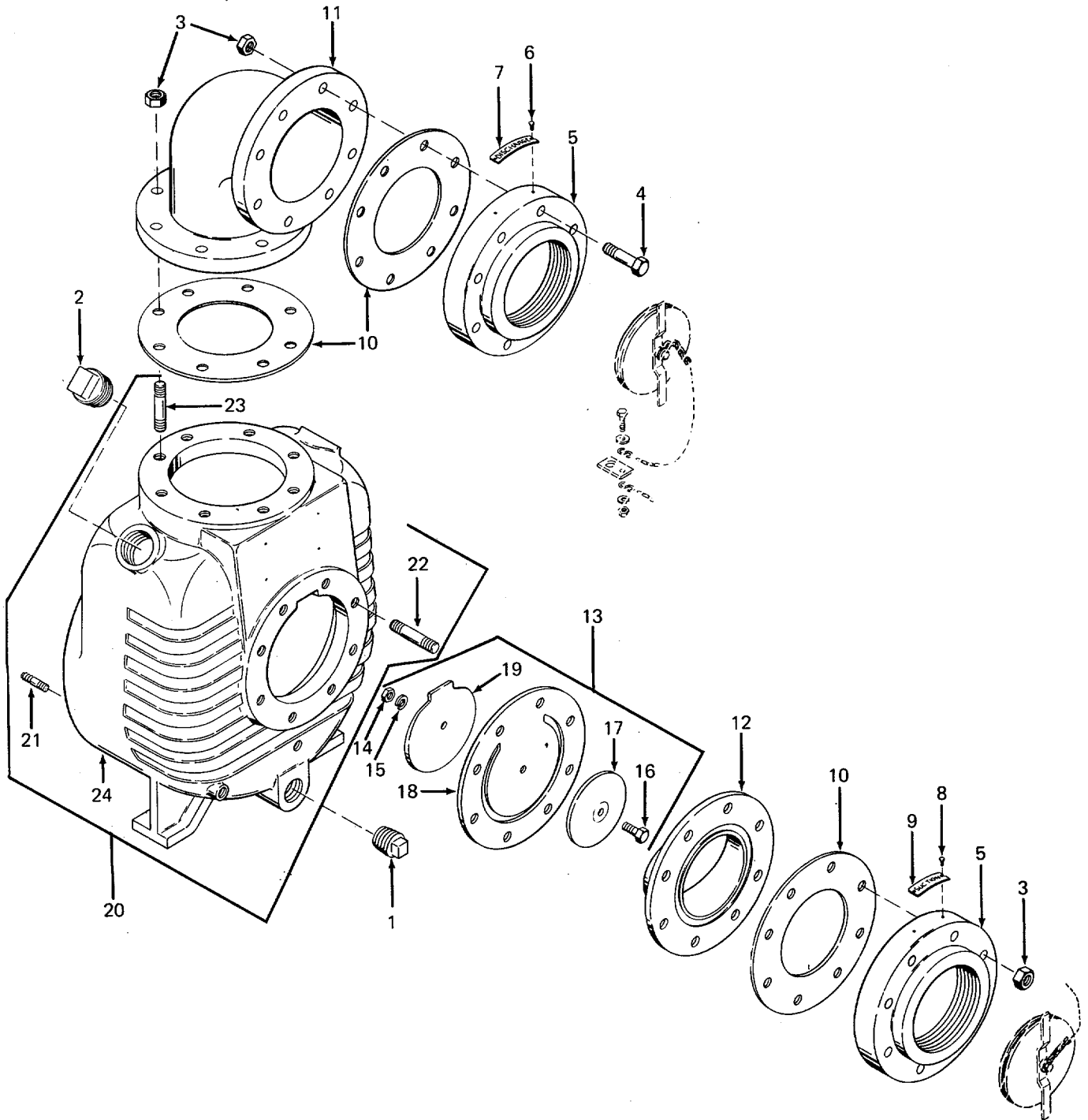


Figure 59. Pump Suction and Discharge Piping



SECTION II

TM 5-4320-300-24P

(1) ITEM NO.	(2) SMR CODE	(3) FSCM	(4) PART NO.	(5) DESCRIPTION AND USABLE ON CODES (UOC)	(6) QTY
GROUP 06 PUMP ASSEMBLY					
FIG. 59 PUMP SUCTION AND DISCHARGE PIPING					
1	PAOZZ	05748	03207	.PLUG PIPE .....	1
2	XDOZZ	05748	03208	.PLUG .....	1
3	XDOZZ	05748	23824	.NUT.....	24
4	XDOZZ	05748	02299	.SCREW.....	8
5	PAOZZ	05748	01137	.FLANGE, PIPE.....	2
6	PAOZZ	05748	01628	.SCREW, DRIVE.....	2
7	XCOZZ	05748	30705	.PLATE.....	1
8	PAOZZ	96906	MS21318-14	.SCREW, DRIVE.....	2
9	XCOZZ	05748	30704	.PLATE.....	1
10	PAOZZ	05748	01138	.GASKET.....	3
11	XDOZZ	05748	03059	.ELBOW.....	1
12	PBOZZ	05748	01717	.SEAT, VALVE .....	1
13	PAOZZ	05748	01711SA	.DISK ASSEMBLY, CHECK.....	1
14	XAOZZ	05748	24582	..NUT.....	1
15	XAOZZ	05748	26322	..LOCKWASHER.....	1
16	XAOZZ	05748	25644	..SCREW.....	1
17	XAOZZ	05748	67502	..WEIGHT.....	1
18	XAOZZ	05748	01729	..GASKET.....	1
19	XAOZZ	05748	67499	..WEIGHT.....	1
20	XDFZZ	05748	39591SA	..BODY ASSEMBLY .....	1
21	XAFZZ	05748	28865	..STUD .....	12
22	XAFZZ	05748	02468	..STUD .....	8
23	XAFZZ	05748	02466	..STUD .....	8
24	PBFFF	05748	30718	..BODY, CENTRIFUGAL PUMP .....	1
END OF FIGURE					

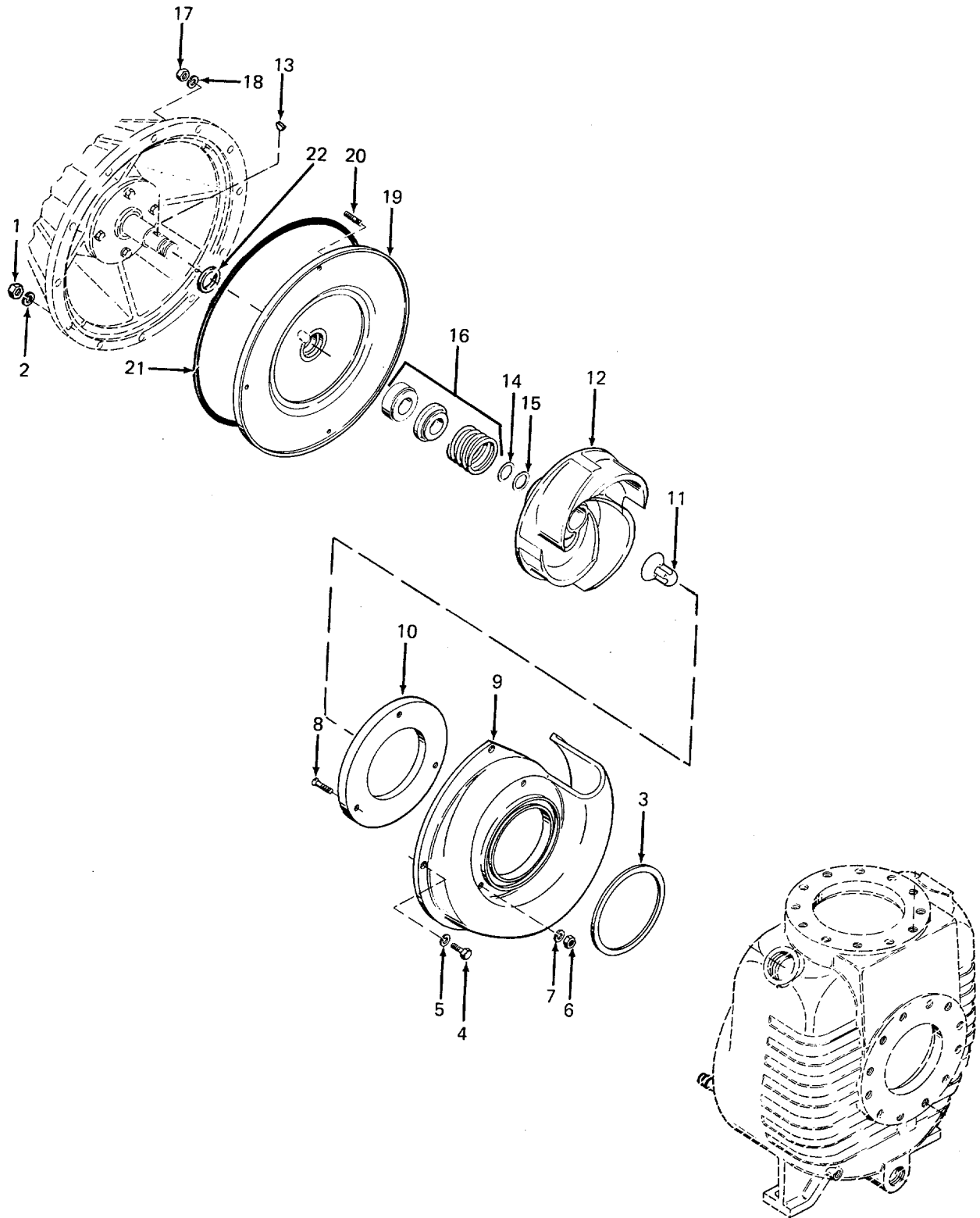


Figure 60. Pump Impeller, Volute, and Seal Plate

SECTION II

TM 5-4320-300-24P

(1) ITEM NO.	(2) SMR CODE	(3) FSCM	(4) PART NO.	(5) DESCRIPTION AND USABLE ON CODES (UOC)	(6) QTY
				GROUP 06 PUMP ASSEMBLY	
				FIG. 60 PUMP IMPELLER, VOLUTE, AND SEAL PLATE	
1	XDFZZ	05748	23824	.NUT .....	12
2	PAFZZ	96906	MS35338-48	.WASHER, LOCK .....	12
3	PAFZZ	05748	25002	.GASKET.....	1
4	PAFZZ	05748	22936	.SCREW, CAP, HEXAGON HEAD .....	3
5	XDFZZ	05748	18926	.WASHER, LOCK .....	3
6	PAFZZ	05748	18927	.NUT, PLAIN, HEXAGON .....	3
7	XDFZZ	05748	18926	.WASHER, LOCK .....	3
8	XDFZZ	05748	30669	.SCREW, SELF-LOCKING .....	3
9	XDFZZ	05748	39560	.VOLUTE .....	1
10	XDFZZ	05748	30717	.PLATE .....	1
11	XDFZZ	05748,	53598	.CONE, LOCKING .....	1
12	XDFZO	05748	39493	.IMPELLER, PUMP .....	1
13	XDFZZ	05748	25008	.KEY, WOODRUFF .....	1
14	PAFZZ	05748	25016	.WASHER, FLAT .....	2
15	XDFZZ	05748	25015	.SHIM .....	2
16	XDFZZ	05748	24998	.SEAL ASSEMBLY, SHAFT .....	1
17	XDFZZ	05748	02502	.NUT, PLAIN, HEXAGON .....	4
18	PAFZZ	96906	MS35338-46	.WASHER, LOCK .....	4
19	XDFZZ	05748	28261	.PLATE .....	1
20	XDFZZ	05748	16569	.STUD .....	4
21	XDFZZ	83259	2-466	.PACKING .....	1
22	XDFZZ	05748	29915	.RING .....	1
				END OF FIGURE	

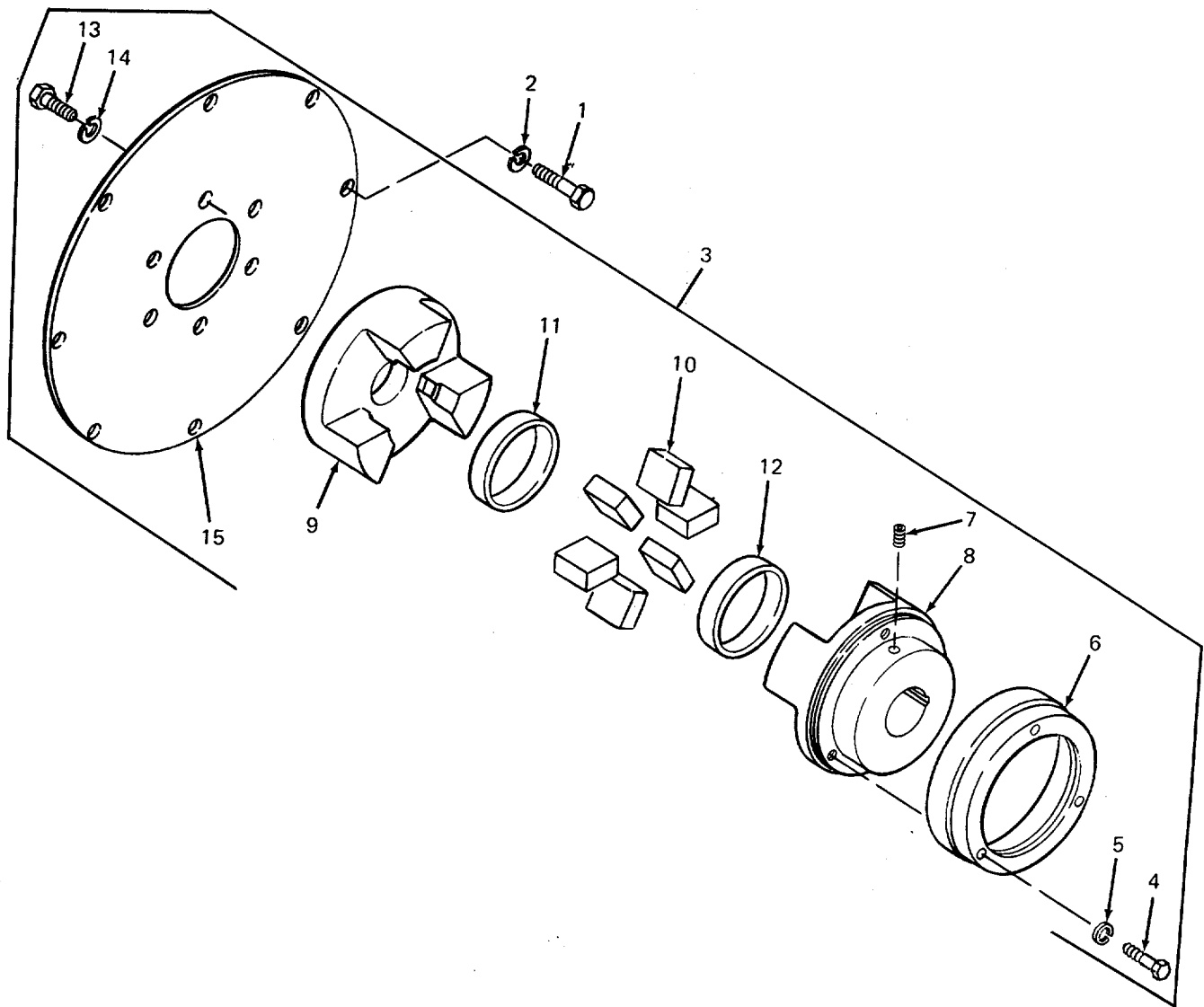


Figure 61. Flexible Coupling

SECTION II

TM 5-4320-300-24P

(1) ITEM NO.	(2) SMR CODE	(3) FSCM	(4) PART NO.	(5) DESCRIPTION AND USABLE ON CODES (UOC)	(6) QTY
				GROUP 06 PUMP ASSEMBLY	
				FIG. 61 FLEXIBLE COUPLING	
1	XDFZZ	05748	02732	..SCREW.....	8
2	PAFZZ	96906	MS35338-46	..WASHER, LOCK.....	8
3	PAFZZ	05748	28255SA	..COUPLING.....	1
4	XAFZZ	05748	02362	..SCREW.....	3
5	PAFZZ	96906	MS35338-45	..WASHER, LOCK.....	3
6	XAFZZ	05748	28276	..COLLAR, FLEXIBLE COUPLING .....	1
7	PAFZZ	05748	28279	..SETSCREW.....	2
8	XAFZZ	05748	28280	..HUB ASSEMBLY, FLEXIBLE COUPLING .....	1
9	XAFZZ	05784	28281	..HUB .....	1
10	PBFZZ	75665	C3156CB	..FLANGE.....	6
11	PAFZZ	05748	28278	..SLEEVE, SHAFT, PUMP .....	2
12	PAFZZ	05748	28278	..SLEEVE, SHAFT, PUMP.....	
13	XDFZZ	05748	02233	..SCREW.....	3
14	PAFZZ	96906	MS35338-46	..WASHER, LOCK.....	3
15	XDFZZ	05748	28282	..FLANGE.....	1
				END OF FIGURE	

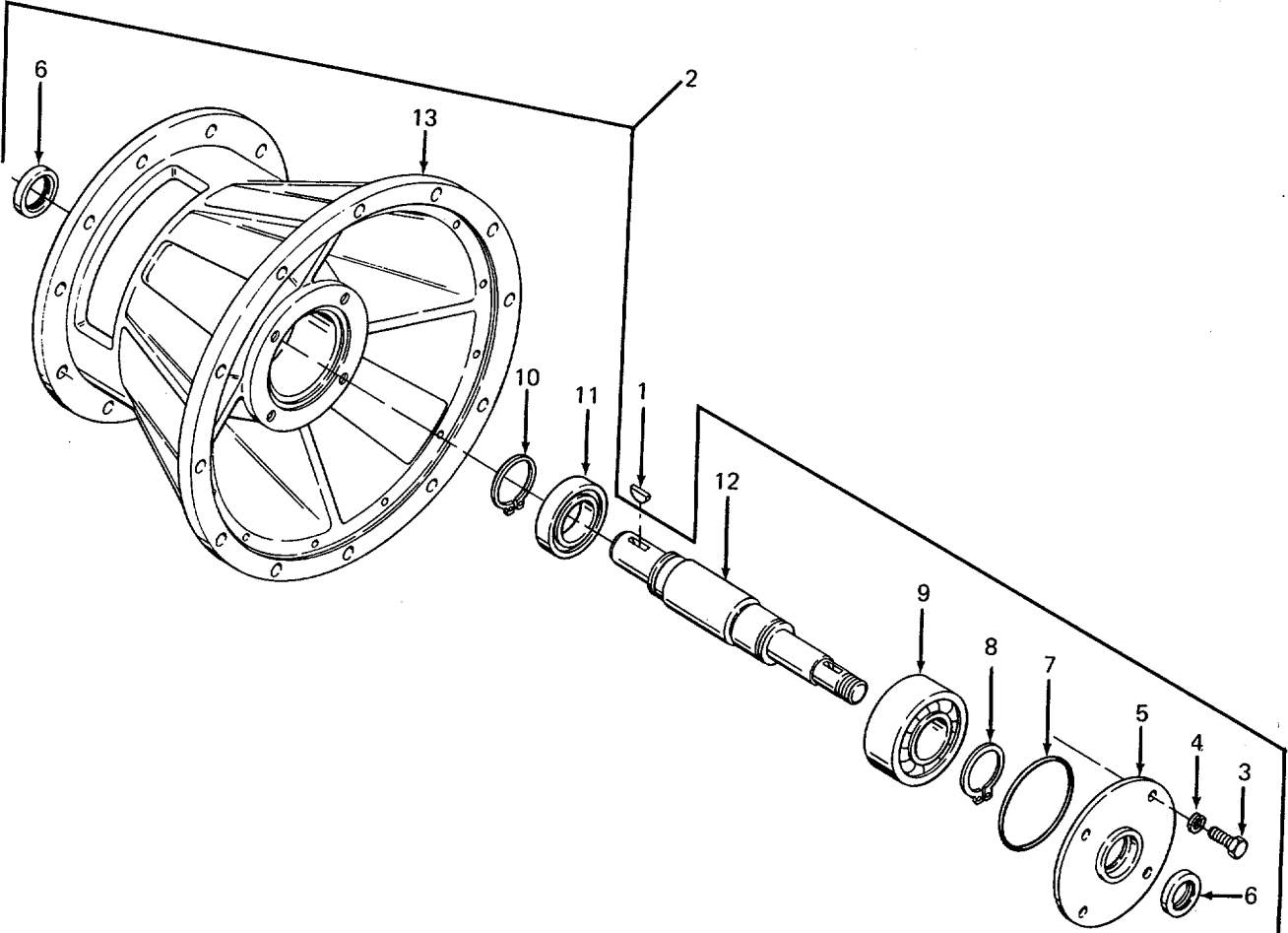


Figure 62. Bearings housing Assembly

SECTION II

TM 5-4320-300-24P

(1) ITEM NO.	(2) SMR CODE	(3) FSCM	(4) PART NO.	(5) DESCRIPTION AND USABLE ON CODES (UOC)	(6) QTY
				GROUP 06 PUMP ASSEMBLY	
				FIG. 62 BEARING HOUSING ASSEMBLY	
1	XDFZZ	05748	25008	.KEY, WOODRUFF .....	1
2	XDFZZ	05748	37585SA	.HOUSING .....	1
3	PAFZZ	96906	MS90725-62	..SCREW, CAP, HEXAGON HEAD .....	4
4	PAFZZ	96906	MS35338-46	..WASHER, LOCK.....	4
5	XDFZZ	05748	28260	..CAP .....	1
6	PAFZZ	05748	24997	..SEAL, PLAIN ENCASED.....	2
7	PAFZZ	05748	17431	..PACKING, PREFORMED.....	1
8	PAFZZ	96906	MS16624-1215	..RING, RETAINING .....	1
9	PAFZZ	05748	28257	..BEARING .....	2
10	XDFZZ	05748	28259	..RING .....	1
11	PAFZZ	43334	3211XR1AX	..BEARING, BALL.....	1
12	XDFZZ	05748	38019	..SHAFT, SHOULDERED .....	1
13	XDFZZ	05748	28268	..HOUSING .....	1
END OF FIGURE					

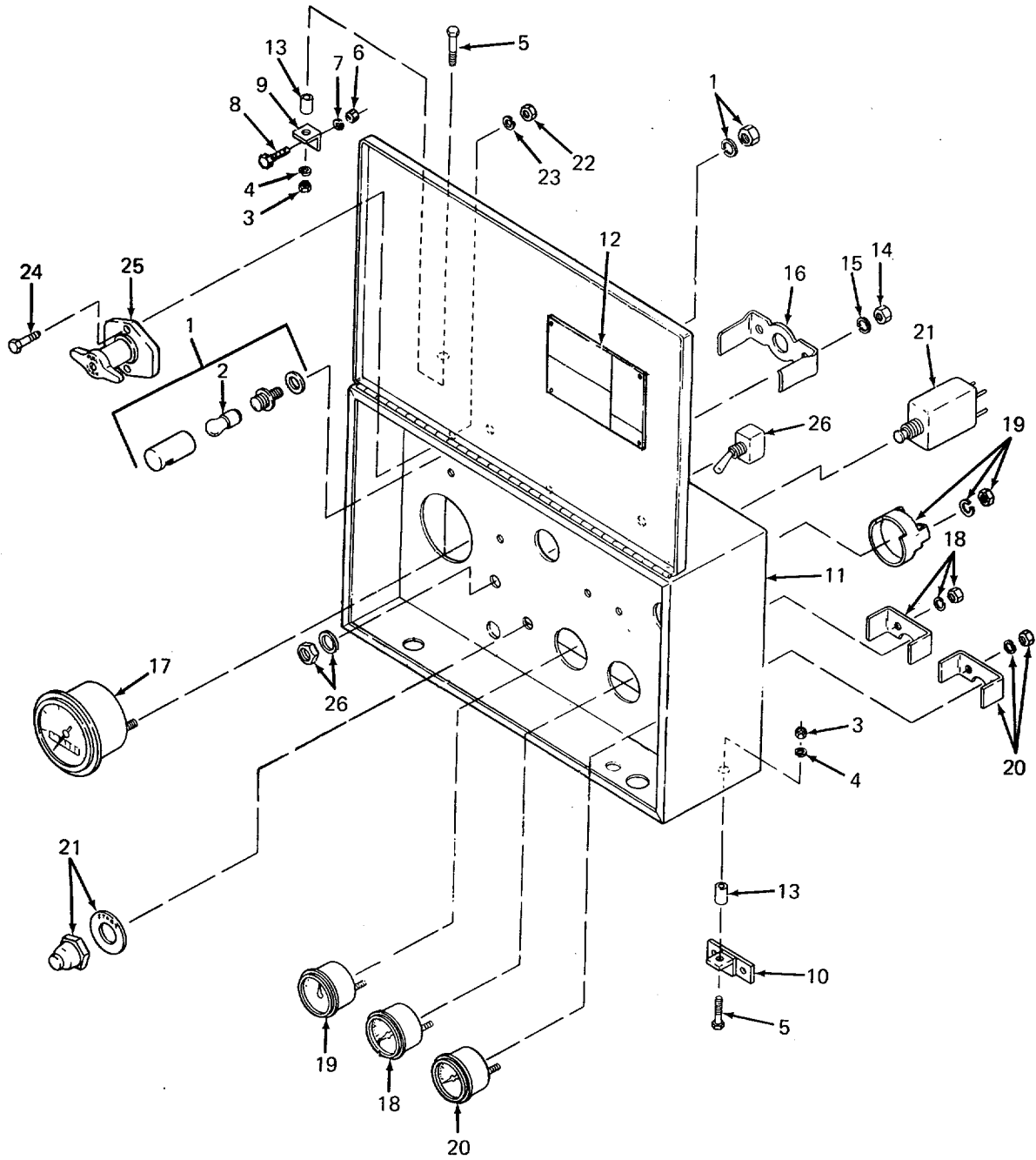


Figure 63. Control Panel, Instruments, and Switches



SECTION II

TM 5-4320-300-24P

(1) ITEM NO.	(2) SMR CODE	(3) FSCM	(4) PART NO.	(5) DESCRIPTION AND USABLE ON CODES (UOC)	(6) QTY
GROUP 07 CONTROL PANEL ASSEMBLY					
FIG. 63 CONTROL PANEL, INSTRUMENTS, AND SWITCHES					
1	XDOZZ	77273	21-1310-2900-3	.LIGHT .....	2
2	PAOZZ	54418	M204-20	..LAMP, INCANDESCENT .....	1
3	PAOZZ	96906	MS51967-2	.NUT, PLAIN, HEXAGON .....	4
4	PAOZZ	96906	MS35338-44	.WASHER, LOCK.....	4
5	PAOZZ	96906	MS90725-10	.SCREW, CAP, HEXAGON HEAD .....	4
6	PAOZZ	96906	MS51967-2	.NUT, PLAIN, HEXAGON .....	3
7	PAOZZ	96906	MS35338-44	.WASHER, LOCK.....	3
8	PAOZZ	96906	MS90725-10	.SCREW, CAP, HEXAGON HEAD .....	3
9	XDOZZ	24144	7-6022-1	.BRACKET .....	1
10	XDOZZ	24144	7-6022-2	.BRACKET .....	3
11	XDOZZ	24144	7-6022	.ENCLOSURE AND PANEL .....	1
12	XAOZZ	05748	39586	..PLATE.....	1
13	XDOZZ	24144	88-1010	.MOUNT .....	4
14	XDOZZ	72582	120614	.NUT.....	2
15	PAOZZ	72582	120217	.WASHER, LOCK.....	2
16	XDOZZ	72582	1635062	.CLAMP .....	1
17	PAOZZ	70040	6469636	.TACHOMETER .....	1
18	PAOZZ	80463	TG87	.GAGE.....	1
19	PAOZZ	70040	6474391	.AMMETER .....	1
20	PAOZZ	70040	PG-61	.GAGE, PRESSURE .....	1
21	PAOZZ	72582	1996097	.SWITCH, PUSH.....	1
22	XDOZZ	72582	1996471-1	.NUT.....	2
23	XDOZZ	72582	1996471-1	.WASHER, LOCK.....	2
24	XDOZZ	72582	1996471-3	.BOLT.....	2
25	PAOZZ	16764	1996471	.SWITCH, PULL.....	1
26	PAOZZ	96906	MS35058-22	.SWITCH, TOGGLE .....	1
END OF FIGURE					

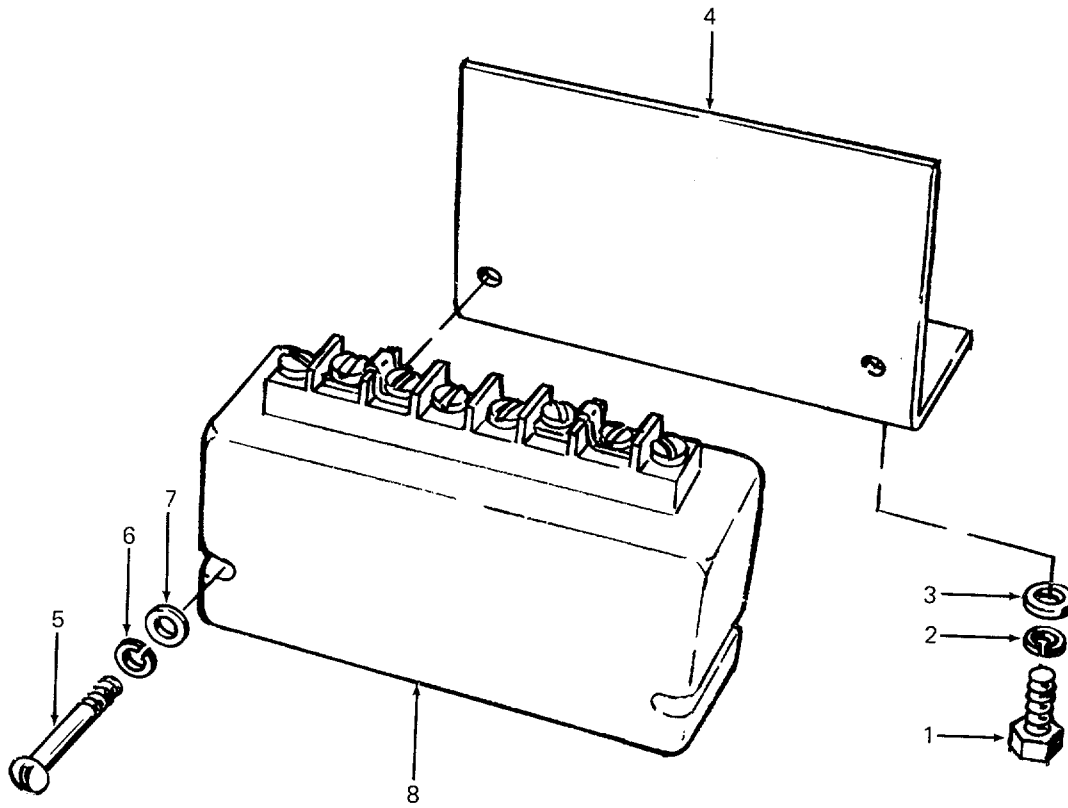


Figure 64. Time Delay Relay

SECTION II

TM 5-4320-300-24P

(1) ITEM NO.	(2) SMR CODE	(3) FSCM	(4) PART NO.	(5) DESCRIPTION AND USABLE ON CODES (UOC)	(6) QTY
				GROUP 07 CONTROL PANEL ASSEMBLY	
				FIG. 64 TIME DELAY RELAY	
1	XDOZZ	72582	186629	.BOLT.....	2
2	XDOZZ	72582	103320	.WASHER, LOCK.....	2
3	PAOZZ	72582	5159714	.WASHER, FLAT.....	2
4	XDOZZ	72582	5147454	.BRACKET.....	1
5	XDOZZ	72582	132788	.SCREW.....	2
6	XDOZZ	72582	121841	.WASHER, LOCK.....	2
7	XDOZZ	72582	446143	.WASHER.....	2
8	PAOZZ	72582	8921'717	.RELAY, THERMAL.....	1
				END OF FIGURE	

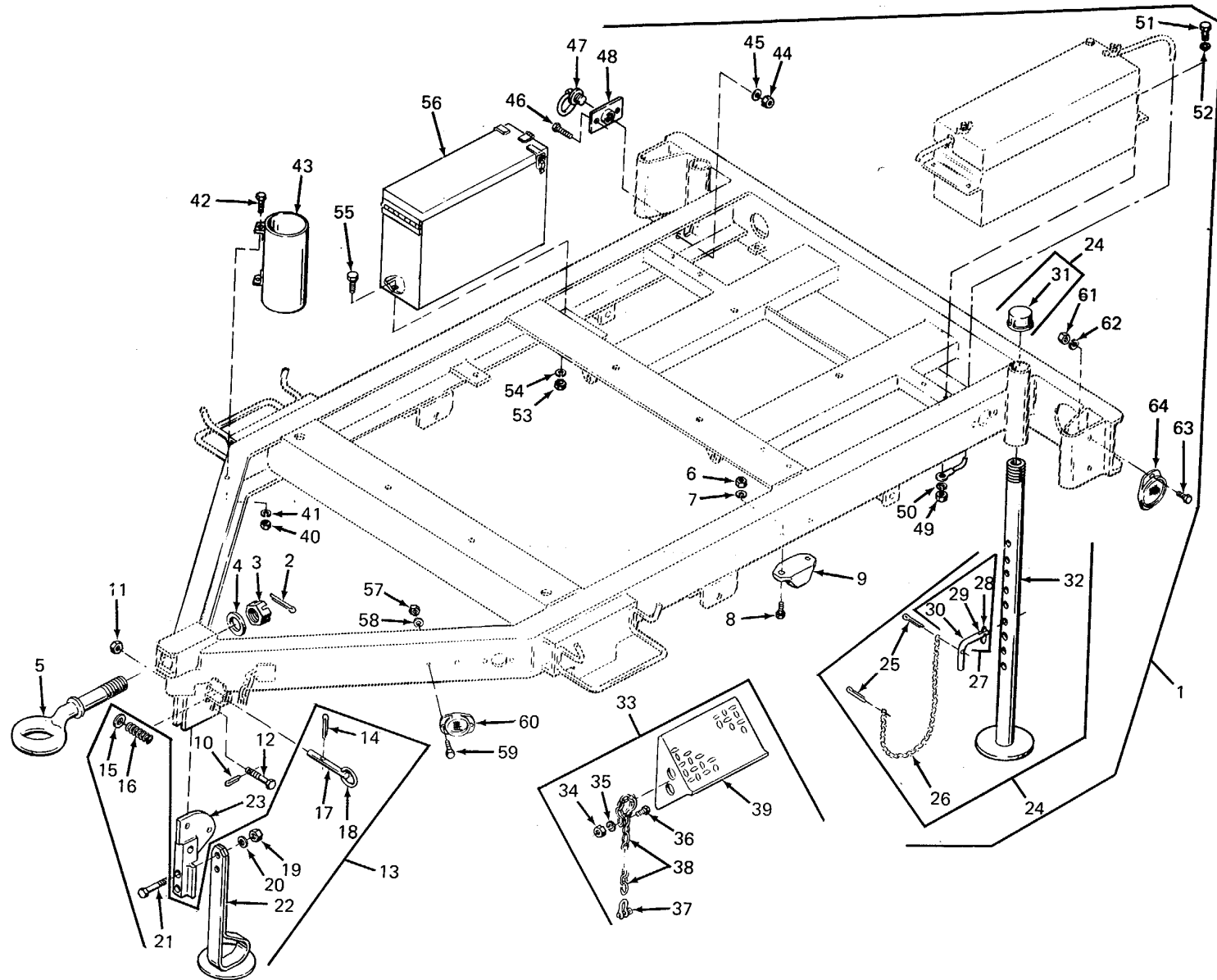


Figure 65. Trailer Frame Assembly

## SECTION II

TM 5-4320-300-24P

(1) ITEM NO.	(2) SMR CODE	(3) FSCM	(4) PART NO.	(5) DESCRIPTION AND USABLE ON CODES (UOC)	(6) QTY
				GROUP 08 TRAILER ASSEMBLY	
				FIG. 65 TRAILER FRAME ASSEMBLY	
1	XDFFF	05748	72202SA	TRAILER .....	1
2	XDOZZ	05748	02921	..PIN .....	1
3	XDOZZ	05748	27593	..NUT .....	1
4	XDOZZ	05748	27592	..WASHER, FLAT .....	1
5	XDOZZ	96906	MS51339-2	..COUPLING .....	1
6	PAOZZ	96906	MS51967-5	..NUT, PLAIN, HEXAGON .....	4
7	PAOZZ	96906	MS35338-45	..WASHER, LOCK .....	4
8	PAOZZ	96906	MS90725-34	..BOLT, MACHINE .....	4
9	XDOZZ	89345	428520R91	..BUMPER, SPECIAL .....	2
10	XDOZZ	05748	02919	..PIN .....	1
11	XDOZZ	96906	MS35692-1221	..NUT .....	1
12	XDOZZ	05748	27029	..SCREW, CAP, HEXAGON HEAD .....	1
13	XDOZZ	05748	72841SA	..LEG ASSEMBLY .....	1
14	PAOZZ	96906	MS24665-427	..PIN, COTTER .....	1
15	PAOZZ	96906	MS27183-21	..WASHER, FLAT .....	1
16	XDOZZ	05748	27030	..SPRING .....	1
17	XDOZZ	05748	27018	..PIN .....	1
18	XDOZZ	05748	27016	..RING .....	1
19	PAOZZ	24617	9413509	..NUT, PLAIN, HEXAGON .....	2
20	PAOZZ	96906	MS35338-48	..WASHER, LOCK .....	2
21	PAOZZ	96906	MS90725-118	..SCREW, CAP, HEXAGON HEAD .....	2
22	XDOZZ	05748	72848SA	..LEG .....	1
23	XDOZZ	05748	27025SA	..BRACKET .....	1
24	XDOZZ	05748	57099SA	..STAND .....	2
25	XDOZZ	05748	02917	..PIN .....	4
26	XDOZZ	05748	27613	..CHAIN .....	2
27	XDOZZ	05748	27627SA	..PIN .....	2
28	XDOZZ	05748	57438	..PIN .....	2
29	XDOZZ	05748	57399	..LEVER .....	2
30	XDOZZ	05748	57439	..PIN .....	2
31	XDOZZ	05748	03482	..CAP .....	2
32	XDOZZ	05748	57084SA	..STAND .....	2
33	XDOZZ	05748	53130SA	..CHOCK .....	2
34	PAOZZ	96906	MS51967-2	..NUT, PLAIN, HEXAGON .....	2
35	PAOZZ	96906	MS35338-44	..WASHER, LOCK .....	2
36	PAOZZ	96906	MS90725-6	..SCREW, CAP, HEXAGON HEAD .....	2
37	XDOZZ	05748	58166	..SHACKLE .....	2
38	XDOZZ	05748	58165	..CHAIN .....	2
39	XDOZZ	05748	58158SA	..CHOCK .....	2
40	PAOZZ	96906	MS51967-2	..NUT, PLAIN, HEXAGON .....	2
41	PAOZZ	96906	MS35338-44	..WASHER, LOCK .....	2
42	PAOZZ	96906	MS90725-6	..SCREW, CAP, HEXAGON HEAD .....	2
43	XDOZZ	05748	27188	..HOLDER .....	1
44	XDOZZ	05748	28379	..NUT .....	8
45	PAOZZ	96906	MS35338-47	..WASHER, LOCK .....	8
46	XAOZZ	05748	02249	..SCREW .....	8
47	XAOZZ	05748	30729	..RING .....	4

## SECTION II

TM 5-4320-300-24P

(1) ITEM NO.	(2) SMR CODE	(3) FSCM	(4) PART NO.	(5) DESCRIPTION AND USABLE ON CODES (UOC)	(6) QTY
48	XDOZZ	05748	30728	.PLATE, NUT, TIE DOWN .....	4
49	PAOZZ	96906	MS51967-2	.NUT, PLAIN, HEXAGON .....	4
50	PAOZZ	96906	MS35338-44	.WASHER, LOCK .....	4
51	PAOZZ	96906	MS90725-8	.SCREW, CAP, HEXAGON HEAD.....	4
52	XDOZZ	77900	4014-22-00	.WASHER, LOCK .....	4
53	PAOZZ	96906	MS51967-2	.NUT, PLAIN, HEXAGON .....	2
54	PAOZZ	96906	MS35338-44	.WASHER, LOCK .....	2
55	PAOZZ	96906	MS90725-8	.SCREW, CAP, HEXAGON HEAD.....	2
56	XDOZZ	05748	57069SA	.BOX.....	1
57	PAOZZ	96906	MS51967-2	.NUT, PLAIN, HEXAGON .....	4
58	PAOZZ	96906	MS35338-44	.WASHER, LOCK .....	4
59	PAOZZ	96906	MS90725-6	.SCREW, CAP, HEXAGON HEAD.....	4
60	PAOZZ	96906	MS35387-2	.REFLECTOR, INDICATING.....	2
61	PAOZZ	96906	MS51967-2	.NUT, PLAIN, HEXAGON .....	8
62	PAOZZ	96906	MS35338-44	.WASHER, LOCK .....	8
63	PAOZZ	96906	MS90725-6	.SCREW, CAP, HEXAGON HEAD.....	8
64	PAOZZ	96906	MS35387-1	.REFLECTOR, INDICATING.....	4
END OF FIGURE					

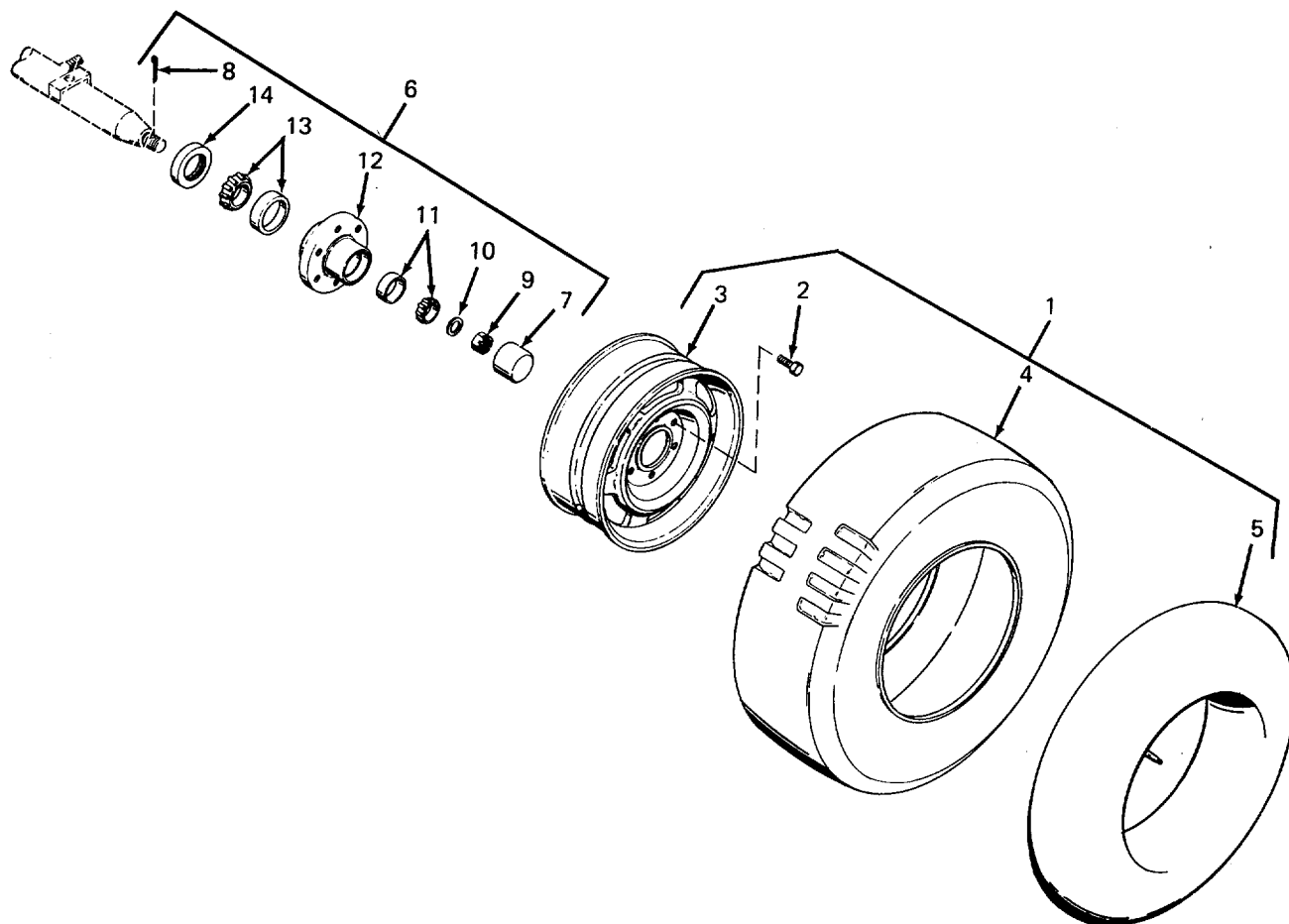


Figure 66. Wheel and Hub Assemblies

## SECTION II

TM 5-4320-300-24P

(1) ITEM NO.	(2) SMR CODE	(3) FSCM	(4) PART NO.	(5) DESCRIPTION AND USABLE ON CODES (UOC)	(6) QTY
				GROUP 08 TRAILER ASSEMBLY	
				FIG. 66 WHEEL AND HUB ASSEMBLIES	
1	XDOZZ	05748	72452SA	..WHEEL ASSEMBLY .....	1
2	XDOZZ	05748	57952	..BOLT .....	12
3	XDOZZ	05748	57949	..WHEEL .....	2
4	PBOZH	21450	510620	..TIRE, PNEUMATIC .....	2
5	PBOZZ	81348	ZZ-I-550/GROUP 2/7.0/15/ OFFCENTER	..INNER TUBE, PNEUMATIC, ZZ-1-550/GROUP .....	2
6	PBOZZ	22075	13HRM1-H	..HUB ASSEMBLY .....	2
7	XAOZZ	05748	57953	..CUP .....	2
8	XAOZZ	23544	5714	..PIN .....	2
9	XAOZZ	83156	700100	..NUT .....	2
10	XAOZZ	83156	700400	..WASHER .....	2
11	XAOZZ	05748	57954	..CONE AND ROLLERS .....	2
12	XAOZZ	05748	57956	..HUB AND CUP .....	2
13	PBOZZ	05748	57955	..CONE AND ROLLERS .....	2
14	PAOZZ	05748	57957	..COVER, ACCESS .....	2
				END OF FIGURE	



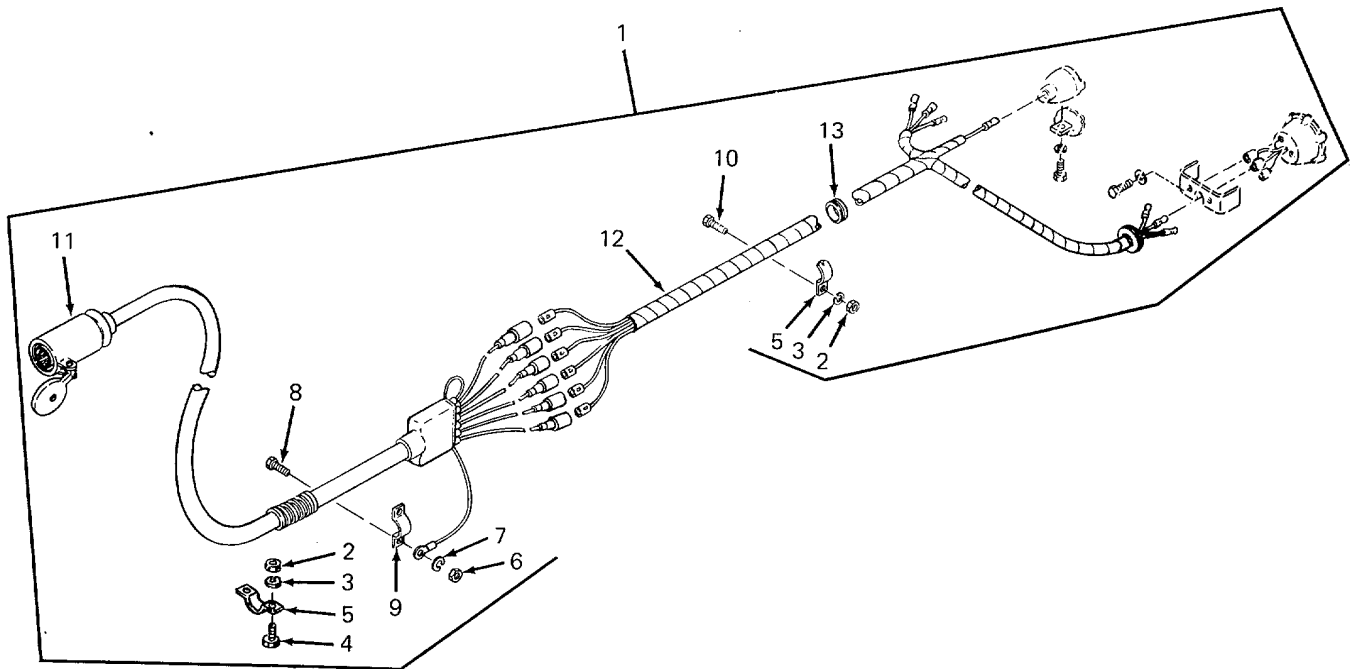


Figure 67. Trailer Wiring Harness

SECTION II

TM 5-4320-300-24P

(1) ITEM NO.	(2) SMR CODE	(3) FSCM	(4) PART NO.	(5) DESCRIPTION AND USABLE ON CODES (UOC)	(6) QTY
				GROUP 08 TRAILER ASSEMBLY FIG. 67 TRAILER WIRING HARNESS	
1	XDOZZ	05748	57063SA	ELECTRICAL ASSEMBLY .....	1
2	PAOZZ	96906	MS51967-5	.NUT, PLAIN, HEXAGON .....	11
3	PAOZZ	96906	MS35338-45	.WASHER, LOCK .....	11
4	PAOZZ	96906	MS90725-34	.BOLT, MACHINE .....	1
5	PAOZZ	05748	27160	.CLAMP, LOOP .....	5
6	PAOZZ	96906	MS51967-2	.NUT, PLAIN, HEXAGON .....	2
7	PAOZZ	96906	MS35338-44	.WASHER, LOCK .....	2
8	PAOZZ	96906	MS90725-6	.SCREW, CAP, HEXAGON HEAD .....	2
9	XDOZZ	05748	27189	.STRAP, RETAINING .....	1
10	PAOZZ	96906	MS90725-33	.BOLT, MACHINE .....	10
11	XDOZZ	05748	31524SA	.CONNECTOR .....	1
12	XDOZZ	05748	57896SA	.HARNESS .....	1
13	PAOZZ	70485	2035	.GROMMET, NONMETALLIC .....	1
				END OF FIGURE	

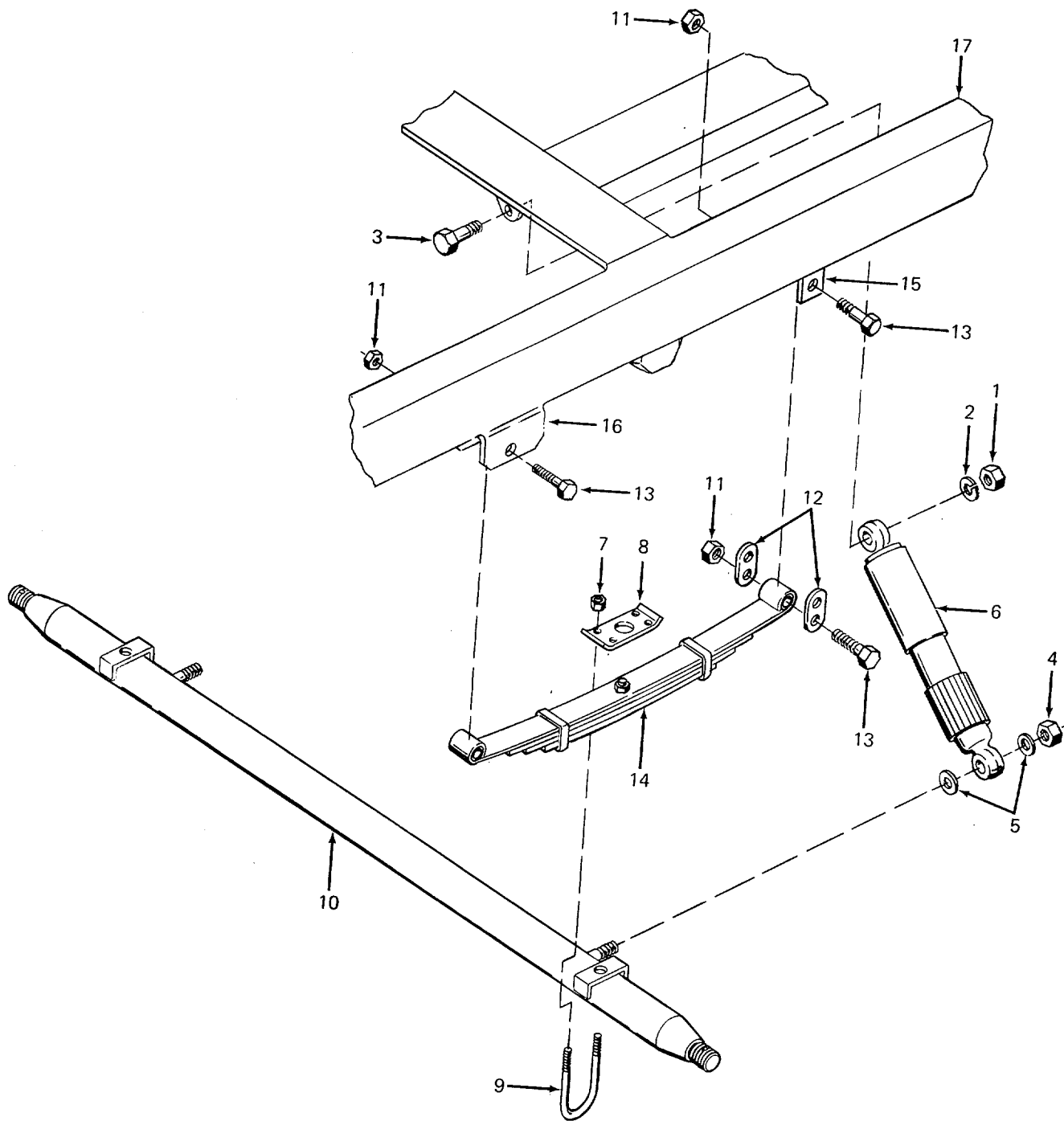


Figure 68. Axle, Springs, and Shock Absorbers

SECTION II

TM 5-4320-300-24P

(1) ITEM NO.	(2) SMR CODE	(3) FSCM	(4) PART NO.	(5) DESCRIPTION AND USABLE ON CODES (UOC)	(6) QTY
GROUP 08 TRAILER ASSEMBLY					
FIG. 68 AXLE, SPRINGS, AND SHOCK ABSORBERS					
1	XDOZZ	05748	73455	.NUT.....	2
2	PAOZZ	96906	MS35338-50	.WASHER, LOCK .....	2
3	PAOZZ	96906	MS90726-169	.SCREW .....	2
4	PAOZZ	96906	MS51968-20	.NUT, PLAIN, HEXAGON .....	1
5	PAOZZ	96906	MS27183-21	.WASHER, FLAT .....	4
6	PBOZZ	41340	61-4704	.SHOCK ABSORBER .....	2
7	XAOZZ	83156	212050	.NUT PART OF KIT P/N 200300 .....	8
8	XAOZZ	83156	215300	.PLATE PART OF KIT P/N 200300 .....	2
9	XAOZZ	83156	221300	.U BOLT PART OF KIT P/N 200300 .....	4
10	XDOZZ	05748	58129SA	.AXLE .....	1
11	XDOZZ	83156	213916	.NUT PART OF KIT P/N 200400 .....	6
12	XAOZZ	83156	218350	.LINK, SHACKLE PART OF KIT P/N 200400 .....	4
13	XDOZZ	83156	212916	.BOLT PART OF KIT P/N 200400 .....	6
14	XDOZZ	83156	430025	.SPRING .....	2
15	XDOZZ	83156	216217	.HANGER PART OF KIT P/N 200400 .....	2
16	XDOZZ	83156	216018	.HANGER PART OF KIT P/N 200400 .....	2
17	XDOZZ	05748	72147SA	.FRAME .....	1
	PAOZZ	22075	200300	.AXLE-SPRING KIT .....	2
				NUT ( 8) 68-7	
				PLATE ( 2) 68-8	
				U BOLT ( 4) 68-9	
	PAOZZ	22075	200400	.KIT, SPRING TO FRAME .....	2
				BOLT ( 6) 68-13	
				HANGER ( 2) 68-15	
				HANGER ( 2) 68-16	
				LINK, SHACKLE ( 4) 68-12	
				NUT ( 6) 68-11	
END OF FIGURE					

SECTION II

TM 5-4320-300-24P

(1) ITEM NO.	(2) SMR CODE	(3) FSCM	(4) PART NO.	(5) DESCRIPTION AND USABLE ON CODES (UOC)	(6) QTY
				GROUP 08 TRAILER ASSEMBLY	
				FIG. 69 TAILLIGHTS AND BLACKOUT STOPLIGHTS	
1	PAOZZ	96906	MS90727-31	.BOLT, MACHINE .....	1
2	PAOZZ	96906	MS35338-45	.WASHER, LOCK .....	1
3	PBOZZ	96906	MS51302-1	.STOPLIGHT, VEHICULAR .....	1
4	PAOZZ	96906	MS18154-58	.SCREW, CAP, HEXAGON HEAD .....	4
5	PAOZZ	96906	MS35338-46	.WASHER, LOCK .....	4
6	XDOZZ	05748	27059	.BRACKET .....	2
7	PAOZO	96906	MS51329-1	.STOPLIGHT-TAILLIGHT .....	2
				END OF FIGURE	

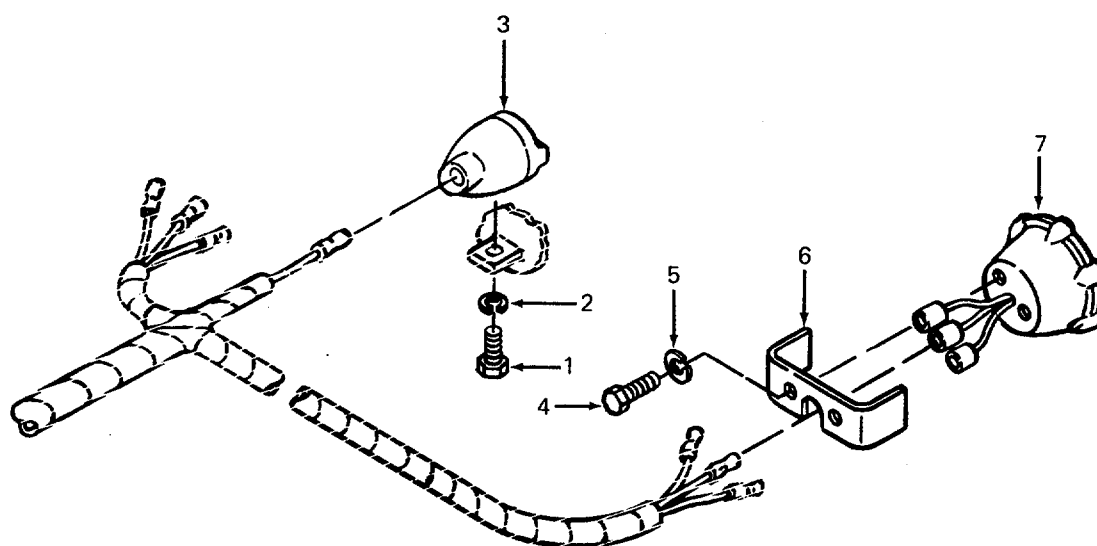


Figure 69. Taillights and Blackout Stoplights

**Section IV. NATIONAL STOCK NUMBER AND PART INDEX  
NATIONAL STOCK NUMBER AND PART NUMBER INDEX**

NATIONAL STOCK NUMBER INDEX					
STOCK NUMBER	FIG.	ITEM	STOCK NUMBER	FIG.	ITEM
5330-00-001-4935	56	20	5310-00-081-4219	3	3
5330-00-004-3443	42		5330-00-081-9091	33	9
2910-00-004-8422	18	14	3120-00-088-4542	53	1
4730-00-005-7376	43	31	5365-00-088-9876	44	11
5306-00-007-9858	35	15	5340-00-089-6430	37	4
5310-00-008-7892	58	10	5961-00-099-9791	5	19
5330-00-013-7774	62	7	2815-00-103-8561	32	2
5315-00-014-1346	43	12	5930-00-111-8619	63	21
	52	3	5330-00-112-0144	51	3
4720-00-018-2162	29	6	3120-00-112-0266	24	32
5315-00-021-8211	51	6	2930-00-112-0438	56	30
5310-00-023-4492	4	17	2930-00-112-0439	35	3
2910-00-034-3918	18	18	3120-00-113-0612	51	4
5310-00-045-3296	57	20	5306-00-122-9721	4	6
5305-00-050-1077	65	21	2910-00-126-9713	18	3
5306-00-050-1237	69	1	6685-00-130-3947	57	17
2610-00-051-9204	66	5	4730-00-138-8165	57	16
5330-00-055-0828	34	11	4730-00-145-6231	59	1
	50	5	4730-00-148-4975	56	5
2815-00-055-1564	41	4	5340-00-152-0128	1	19
3040-00-055-1583	41	9	5330-00-152-3265	12	24
5330-00-055-1584	56	24	4730-00-152-6073	56	21
6140-00-057-2553	3	15	4730-00-163-4679	57	12
5306-00-064-5356	6	1	2815-00-164-6421	10	4
5330-00-066-0200	49	20	5305-00-175-3230	59	6
5305-00-068-0500	3	7		59	8
5305-00-068-0502	58	2	5310-00-175-5009	2	5
	65	36	4730-00-175-6237	57	6
	65	42	4320-00-175-9250	15	
	65	59		15	2
	65	63	5310-00-178-9612	6	13
	67	8	5330-00-179-6227	48	15
5305-00-069-5572	22	1	4730-00-187-4207	43	15
	49	9	4730-00-188-1855	57	8
5305-00-071-2241	63	5	9905-00-202-3639	65	60
	63	8	9905-00-205-2795	65	64
2910-00-073-3010	18		5305-00-206-6776	55	9
2930-00-074-1922	42	20	3030-00-208-7495	8	2
2815-00-074-1929	37	1	5310-00-209-0965	65	45
2815-00-079-8358	43	2	5330-00-212-6290	15	4
3120-00-079-8359	52	2	5340-00-214-3117	1	7
3120-00-079-8360	52	2	5306-00-224-1176	6	2
3120-00-079-8361	52	2	5305-00-225-3839	65	51
3120-00-080-6392	53	1		65	55
3120-00-080-6395	53	1	5306-00-225-8498	50	2
3120-00-080-6555	43	9		67	10
2815-00-080-6562	44	25	5306-00-225-8499	65	8
3120-00-080-6734	52	2		67	4
2815-00-080-6738	52	4	5306-00-226-4826	54	1
2815-00-080-6739	52	4	5330-00-228-2975	59	10
3120-00-080-6741	53	1			

## NATIONAL STOCK NUMBER AND PART NUMBER INDEX

## NATIONAL STOCK NUMBER INDEX

STOCK NUMBER	FIG.	ITEM	STOCK NUMBER	FIG.	ITEM
4320-00-228-7424	59	24	5310-00-407-9566	2	6
5306-00-231-0525	38	20		4	4
3020-00-234-2991	32	6		50	3
2990-00-234-3015	12	61		5	
5330-00-235-4885	54	4		65	7
5315-00-241-7427	18	5		67	3
2930-00-243-3541	54	3		69	2
4730-00-246-9215	57	18	5310-00-409-3355	4	3
5330-00-247-4111	21	35	5310-00-409-5562	13	27
2540-00-248-0431	68	6	5310-00-416-4070	40	3
5360-00-252-8444	41	32	4730-00-432-1132	56	8
5310-00-261-7340	4	11	4730-00-472-4093	1	17
	16	2	5310-00-476-7648	5	27
	29	2		6	21
	35	5	5310-00-484-6245	1	15
	35	12	3020-00-492-4239	49	25
	35	14	2920-00-502-1243	6	23
	36	2	5305-00-543-2419	4	12
	39	3	5306-00-543-5696	49	1
	44	6	5307-00-550-1879	36	11
	49	2	5306-00-550-9129	6	6
	49	17	5945-00-552-3506	64	8
2610-00-262-8772	66	4	4730-00-555-1152	13	4
2920-00-264-4174	11	7	3110-00-555-5238	62	11
5305-00-269-3213	13	29	3110-00-555-5336	62	9
	62	3	5310-00-582-5965	3	6
5310-00-270-7111	41	29		6	7
3020-00-272-6038	18	21		63	4
5310-00-274-4658	44	1		63	7
5330-00-276-1853	21	29		65	35
5365-00-282-1831	62	8		65	41
5365-00-282-5031	41	30		65	50
4730-00-289-3141	56	6		65	54
4320-00-294-1818	59	12		65	58
5330-00-297-0428	56	12		65	62
2940-00-333-5478	1	1		67	7
5310-00-338-1088	4	5	4730-00-585-8394	56	25
3805-00-340-7047	34	2	2815-00-593-6940	44	26
2815-00-345-6073	41	34	5310-00-595-8121	36	7
2815-00-354-1170	31	3	5310-00-596-5152	5	1
5305-00-354-1227	45	1	5330-00-599-5577	15	13
5330-00-364-3434	18	10	2815-00-600-5567	41	23
2815-00-369-4994	25	1	5330-00-613-9397	43	30
2910-00-374-4929	18	12	5940-00-614-9461	6	37
3120-00-377-0968	24	44	2815-00-620-4779	41	6
3110-00-395-2941	24	36	5330-00-624-6296	28	6
5930-00-396-2744	63	25	4320-00-629-6387		15
5365-00-397-4530	24	34	5930-00-655-1514	63	26
5330-00-397-4561	43		5365-00-657-7565	24	23
2920-00-401-9516	6	28	3120-00-662-1651	41	19



## NATIONAL STOCK NUMBER AND PART NUMBER INDEX

## NATIONAL STOCK NUMBER INDEX

STOCK NUMBER	FIG.	ITEM	STOCK NUMBER	FIG.	ITEM
6220-00-669-5623	69	7	5310-00-809-4058	58	3
4720-00-684-4033	13	17	5315-00-810-3701	24	15
5360-00-712-5747	10	5	5330-00-818-7478	51	2
5365-00-715-1152	6	45	3020-00-820-7843	51	5
5305-00-724-5887	61	7	5310-00-823-8803	38	4
5305-00-724-5910	38	11		38	12
5305-00-726-2556	68	3		65	15
5310-00-732-0558	4	10		68	5
5310-00-735-0572	23	2	2920-00-839-1864	6	48
5310-00-735-3544	1	10	5315-00-839-2325	11	10
5365-00-761-1985	44	24		19	7
5310-00-761-6882	3	5	5340-00-841-9141	41	10
	38	13	5340-00-844-7921	5	16
	58	1	5306-00-845-1621	15	6
	63	3	6220-00-846-9745	69	3
	63	6	4720-00-847-1710	30	1
	65	34	5365-00-849-2105	12	5
	65	40	2815-00-849-2601	41	17
	65	49	2920-00-851-7743	6	42
	65	53	5315-00-854-0759	6	44
	65	57	3030-00-865-2470	8	1
	65	61	5330-00-866-6180	23	15
	67	6	5330-00-866-6183	46	10
3010-00-763-7991	61	10	5330-00-866-6187	44	9
5310-00-763-8905	68	4	2930-00-866-9403	54	10
5310-00-768-0318	65	19	5330-00-871-6915	62	6
6240-00-770-3372	63	2	5330-00-878-0139	31	8
5930-00-776-7057	21	27	5315:00-879-2910	65	14
5330-00-780-5221	36	10	5310-00-880-7744	65	6
5306-00-780-5241	41	7		67	2
5310-00-780-8116	12	9	5310-00-880-7745	36	6
3120-00-781-7773	51	1	2815-00-885-5731	41	33
2990-00-785-3828	21	33	5306-00-886-6659	12	3
5306-00-789-4849	48	5	2815-00-886-8207	42	1
5306-00-792-8248	41	1	5325-00-889-3260	3	13
3120-00-792-8251	52	4		67	13
5330-00-792-8976	12	10	5310-00-890-8071	60	14
5330-00-792-8977	12	7	5330-00-891-5611	10	18
5330-00-792-8988	54	8	3020-00-891-7699	45	4
3110-00-792-8990	54	11	5340-00-899-2041	2	3
2815-00-792-9022	48	1	2815-00-900-2988	44	7
5330-00-792-9026	37	5	5305-00-900-8496	6	14
5365-00-792-9028	44	23	5307-00-900-8519	36	5
2815-00-792-9031	34	4	5365-00-901-1032	49	19
5306-00-792-9786	43	8	4730-00-901-1316	56	3
2815-00-792-9839	42		2815-00-902-1993	46	3
3120-00-792-9843	53	1	3120-00-902-2183	6	64
5340-00-793-3265	6	43	2815-00-903-0905	44	19
5365-00-808-0645	24	35	2910-00-903-0910	18	6
5310-00-809-4058	3	8	5310-00-903-3992	36	1

## NATIONAL STOCK NUMBER AND PART NUMBER INDEX

NATIONAL STOCK NUMBER INDEX					
STOCK NUMBER	FIG.	ITEM	STOCK NUMBER	FIG.	ITEM
5330-00-907-3649	36	4	4730-01-047-3667	36	8
2815-00-907-4820	12		5961-01-047-6729	5	21
4730-00-908-6292	1	2	5930-01-050-6658	30	6
2910-00-920-7580	18		2920-01-054-2161	6	19
5340-00-921-5379	34	7	5306-01-054-2280	39	2
5340-00-921-6413	43	18	2990-01-064-4257	50	1
5310-00-922-2017	63	15	5310-01-069-4786	21	17
3020-00-922-2414	5	3	5977-01-070-9812	5	11
5330-00-922-3450	60	3	6620-01-072-2027	63	17
5330-00-932-0839	28	14	5305-01-078-4967	19	21
2815-00-933-5249	44	20	5330-01-079-9963	22	6
5310-00-934-9751	57	19		49	14
5310-00-934-9758	6	20	5305-01-081-0465	5	8
2815-00-936-8251	48		3120-01-083-9677	6	12
5306-00-940-9028	40	1	2920-01-085-3656	5	23
5306-00-940-9079	43	19	2920-01-085-7663	5	7
	49	16	5305-01-086-1076	5	20
5305-00-942-2196	42	6	5305-01-086-3555	5	14
4310-00-946-8380	1	6		5	15
4730-00-947-8904	59	5	4720-01-097-9228	1	3
5310-00-949-9299	5	2	2920-01-098-1690	5	13
5305-00-964-0589	38	3	5940-01-098-7479	5	22
2815-00-966-9104	41	11	3110-01-105-1210	5	29
4720-00-966-9144	56	26	3110-01-105-1933	5	25
5330-00-972-5333	29	4	6620-01-106-3553	30	4
	56	4		63	20
2940-00-979-3806	1	11	5330-01-109-6608	28	13
5330-00-980-1546	6	4	3040-01-111-5676	5	5
5305-00-984-6212	6	22	2920-01-112-3832	5	24
2815-00-986-0489	49	13	5977-01-116-4730	6	15
5305-00-989-0840	5	6	4820-01-117-3309	43	14
5305-00-989-5624	5	26	5940-01-117-4047	5	10
2920-00-991-3572	6	69	5330-01-117-5877	28	8
5305-00-995-3444	57	21	5305-01-118-8781	5	9
5310-00-999-0424	64	3	5315-01-121-5079	6	25
5310-01-005-0400	38	1	2920-01-121-6123	4	1
	58	13	2910-01-122-9517	16	4
5340-01-011-1438	34	1	4730-01-123-5019	2	9
	34	3	4730-01-125-9989	29	5
5310-01-012-2481	60	6	4710-01-128-1572	43	3
4820-01-012-6723	59	13	2910-01-129-0466	14	22
5305-01-014-8486	60	4	5310-01-129-6767	4	14
2920-01-014-8864	6	5	2940-01-131-5802	34	12
5340-01-016-2888	67	5	5305-01-132-5535	23	-1
4720-01-016-8899	56	29	5305-01-133-8615	38	5
4320-01-026-2049	61	11	2940-01-135-0150	27	4
	61	12	5310-01-139-9858	4	8
4720-01-039-6518	56	28	5310-01-142-3566	4	15
3110-01-045-6486	24	41	5305-01-142-6250	4	7
2920-01-047-2363	4	22	6620-01-159-8836	56	14

NATIONAL STOCK NUMBER AND PART NUMBER INDEX

NATIONAL STOCK NUMBER INDEX

STOCK NUMBER	FIG.	ITEM	STOCK NUMBER	FIG.	ITEM
5306-01-167-2198	4	16			

## NATIONAL STOCK NUMBER AND PART NUMBER INDEX

FSCM	PART NUMBER	PART NUMBER INDEX		FIG.	ITEM
			STOCK NUMBER		
				54	10
				54	20
24144	AB-28			9	4
96152	A82-1		5315-00-839-2325	19	7
03481	CS4720-00172A216		4720-00-018-2162	29	6
	R				
79960	CT91-1			6	10
				6	58
				6	65
75665	C3156CB		3010-00-763-7991	61	10
79470	C5129X5			13	9
41625	D-44195-48			9	8
81361	D68-13-1790		4310-00-946-8380	1	6
79470	H101			13	3
79470	H10104		4720-00-684-4033	13	17
81348	J517TABLE6HOSE10			1	18
	OR6				
18265	KYX00-4478		4730-01-123-5019	2	9
03677	LT1-56		5340-00-899-2041	2	3
18265	MAM08-50901			2	10
96906	MS16562-36		5310-00-810-3701	24	15
96906	MS16624-1215		5365-00-282-1831	62	8
96906	MS16625-1090		5365-00-808-0645	24	35
96906	MS18154-58			69	4
96906	MS18154-60		5305-00-942-2196	42	6
96906	MS21318-14		5305-00-175-3230	59	8
96906	MS24665-427		5310-00-879-2910	65	14
96906	MS27183-10		5310-00-809-4058	3	8
				58	3
96906	MS27183-12		5310-00-081-4219	3	3
96906	MS27183-21		5310-00-823-8803	38	4
				38	12
				65	15
				68	5
96906	MS35000-1		6140-00-057-2553	3	15
96906	MS35058-22		5930-00-655-1514	63	26
96906	MS35206-265		5305-00-984-6212	6	22
96906	MS35207-266		5305-00-995-3444	57	21
96906	MS35333-40			9	6
96906	MS35338-43		5310-00-045-3296	57	20
96906	MS35338-44		5310-00-582-5965	3	6
				6	7
				6	61
				13	12
				63	4
				63	7
				65	35
				65	41
				65	50
				65	54
				65	58

## NATIONAL STOCK NUMBER AND PART NUMBER INDEX

FSCM	PART NUMBER	PART NUMBER INDEX		FIG.	ITEM
			STOCK NUMBER		
96906	MS35338-44		5310-00-582-5965	65	62
				67	7
96906	MS35338-45		5310-00-407-9566	2	6
				4	4
				28	3
				50	3
				61	5
				65	7
				67	3
				69	2
96906	MS35338-46			13	28
				38	14
				38	16
				58	11
				60	18
				61	2
				61	14
				62	4
				69	5
96906	MS35338-47		5310-00-209-0965	65	45
96906	MS3533-48			38	2
				58	14
				60	2
				65	20
96906	MS35338-50			6	3
				38	10
				68	2
96906	MS35338-8		5310-00-261-7340	49	2
96906	MS35387-1		9905-00-205-2795	65	64
96906	MS35387-2		9905-00-202-3639	65	60
96906	MS35644-5			13	26
96906	MS35645-2			13	25
96906	MS35649-202		5310-00-934-9758	6	20
96906	MS35650-302		5310-00-934-9751	57	19
96906	MS35650-3252			11	11
96906	MS35692-1221			65	11
96906	MS35842-14		4730-00-908-6292	1	2
96906	MS39254			20	4-
96906	MS51095-416		5305-00-964-0589	38	3
96906	MS51302-1		6220-00-846-9745	69	3
96906	MS51329-1		6220-00-669-5623	69	7
96906	MS51339-2			65	5
96906	MS51389-5		2940-00-333-5478	1	1
96906	MS51967-2		5310-00-761-6882	3	5
				13	11
				38	13
				58	1
				63	3
				63	6
				65	34
				65	40

## NATIONAL STOCK NUMBER AND PART NUMBER INDEX

## PART NUMBER INDEX

FSCM	PART NUMBER	STOCK NUMBER	FIG.	ITEM
96906	MS51967-2	5310-00-761-6882	65	49
			65	53
			65	57
			65	61
			67	6
96906	MS51967-5	5310-00-880-7744	65	
			67	2
96906	MS51967-8	5310-00-732-0558	4	10
96906	MS51968-11	5310-00-880-7745	36	6
96906	MS51968-20	5310-00-763-8905	68	4
96906	MS51970-3	5310-00-903-3992	36	1
96906	MS90725-10	5305-00-071-2241	63	5
			63	8
96906	MS90725-118	5305-00-050-1077	65	21
96906	MS90725-162	5305-00-724-5910	38	11
96906	MS90725-3	5305-00-068-0500	3	7
96906	MS90725-33	5306-00-225-8498	50	2
			67	10
96906	MS90725-34	5306-00-225-8499	65	8
			67	4
96906	MS90725-58		1	4
96906	MS90725-6		13	13
			58	2
			65	36
			65	42
			65	59
			65	63
			67	8
96906	MS90725-62	5305-00-269-3213	13	29
			62	3
96906	MS90725-71		35	11
96906	MS90725-8	5305-00-225-3839	65	51
			65	55
96906	MS90725-84	5305-00-069-5572	22	1
			49	9
96906	MS90726-169	5305-00-726-2556	68	3
96906	MS90726-59		38	15
96906	MS90727-31	5306-00-050-1237	69	1
96906	MS90728-61	5305-00-543-2419	4	12
96906	MS9549-15	5310-00-484-6245	1	15
54418	M204-20	6240-00-770-3372	63	2
24617	N24188-20	5315-00-241-7427	18	5
70040	PF-947	2940-01-135-0150	27	4
70040	PG-61	6620-01-106-3553	63	20
60342	PS11		14	10
18265	P00-4307		1	5
			2	8
18265	P10-1246	2940-00-979-3806	1	11
18265	P10-2144	5310-00-735-3544	1	10
18625	P10-2980		1	9
18265	P10-3113		1	8

**NATIONAL STOCK NUMBER AND PART NUMBER INDEX  
PART NUMBER INDEX**

<b>FSCM</b>	<b>PART NUMBER</b>	<b>STOCK NUMBER</b>	<b>FIG.</b>	<b>ITEM</b>
18265	P1 0-5532	4720-01-097-9228	1	3
18265	P1 0-7781		1	12
18265	P20-0552		2	11
18265	P20-1422		2	4
18265	P3951	5340-00-214-3117	1	7
18265	RAX00-2352		1	13
01652	SP1385		2	1
80463	TG87		63	18
3D921	WB187044		50	7
81348	ZZ-1-550/GROUP2/ 7.0-15/OFFCENTER	2610-00-051-9204	66	5
91340	0001284		1	20
			13	7
			57	18
87373	0101-2-2		30	8
05748	01137	4730-00-947-8904	59	5
05748	01138	5330-00-228-2975	59	10
05748	01628	5305-00-175-3230	59	6
05748	01711 SA	4820-01-012-6723	59	13
05748	01717	4320-00-294-1818	59	12
05748	01792		59	18
87373	022T-2-2		30	7
05748	02217		2	7
05748	02233		61	13
05748	02249		65	46
05748	02273		58	15
05748	02299		59	4
05748	02362		61	4
05748	02466		59	23
05748	02468		59	22
05748	02502	5310-00-008-7892	58	10
			60	17
05748	02504	5310-01-005-0400	38	1
			58	13
05748	02505		38	9
05748	02732		61	1
05748	02760		57	3
66935	029-12197		24	21
05748	02917		65	25
05748	02919		65	10
05748	02921		65	2
05748	03059		59	11
05748	03201		57	2
05748	03207	4730-00-145-6231	59	1
05748	03208		59	2
05748	03226		33	4
			57	16
05748	03260		1	14
			13	8
			57	7
05748	03262	4730-00-188-1855	57	8
05748	03269		57	10

## NATIONAL STOCK NUMBER AND PART NUMBER INDEX

FSCM	PART NUMBER	PART NUMBER INDEX		FIG.	ITEM
			STOCK NUMBER		
05748	03271			57	11
05748	03381			33	6
05748	03401			57	14
05748	03482			65	31
72582	0512051		2990-01-064-4257	50	1
11083	1K6717		4730-00-289-3141	56	6
79470	10004-B04			13	18
79470	10004-404			13	21
72582	102635			16	1
72582	103089			24	13
72582	103319			11	2
				26	3
				26	11
				41	3
72582	103320			9	2
				21	2
				31	5
				34	9
				35	2
				43	28
				54	2
				55	4
				56	10
				56	18
				64	2
72582	103321		5310-00-261-7340	4	11
				4	20
				7	2
				10	15
				14	21
				16	2
				27	2
				28	11
				29	2
				35	5
				35	12
				35	14
				36	2
				39	3
				42	7
				43	20
				43	24
				44	6
				44	15
				46	2
				49	4
				49	6
				49	8
				49	17
				55	8
				56	2



## NATIONAL STOCK NUMBER AND PART NUMBER INDEX

## PART NUMBER INDEX

FSCM	PART NUMBER	STOCK NUMBER	FIG.	ITEM
72582	103321		56	16
72582	103322		38	21
72582	103323		22	4
			26	7
			38	6
			49	12
72582	103341		10	10
			10	11
			10	16
			27	3
			35	6
			39	4
72582	103343		26	8
72582	103647		28	4
			55	2
72582	103709		15	15
72582	105404		14	12
72582	108608		56	15
24144	11-2015-LH		38	17
24144	11-2015-RH		38	18
24144	11-2017-LH		38	7
24144	11-2017-RH		38	8
81859	11009		2	2
72582	110499		23	3
72582	110502		14	5
72582	110529		24	18
16764	1105422	2920-01-047-2363	4	22
72582	110633		14	3
16764	1113236	2920-01-014-8864	6	5
16764	1115540	2920-00-851-7743	6	42
72582	111610		19	5
16764	1116392	2920-01-098-1690	5	13
16764	1118128	2920-264-4174	11	7
72582	113175	4730-01-047-3667	36	8
72582	114492		11	5
			19	1
			26	2
			26	1Q
72582	114783		19	8
72582	114981	4820-01-117-3309	43	14
72582	11500191	5310-01-139-9858	4	8
72582	11500192	5310-01-142-3566	4	15
72582	11500730	5306-01-167-2198	4	16
72582	11500868	5305-01-142-6250	4	7
72582	11501052	5310-01-129-6767	4	14
72582	11504530		4	2
72582	117049		55	7
72582	117297		12	13
72582	120214		24	5
72582	120217		14	4
			23	4

## NATIONAL STOCK NUMBER AND PART NUMBER INDEX

## PART NUMBER INDEX

FSCM	PART NUMBER	STOCK NUMBER	FIG.	ITEM
75282	120217		24	30
			63	15
72582	120375		11	1
93334	120376	5310-00-175-5009	2	5
			4	3
72582	120380		10	3
			11	6
72582	120392		11	4
72582	120393		24	11
			55	5
72582	120613		19	20
72582	120614		63	14
16764	120622		5	18
			21	10
72582	121752		21	11
72582	121841		64	6
72582	122007		24	4
16764	122077		6	52
72582	122161		19	4
72582	122193		24	10
72582	122236		9	5
72582	122408		22	3
			49	10
72582	124546		24	8
72582	127559	5315-00-021-8211	51	6
72582	127887		1	16
			30	3
22705	13HRM1-H		66	6
53203	130137		20	1
72582	132768		21	15
72582	132788		64	5
01989	134-96749		13	15
72582	137397		43	1
72582	137401		33	11
72582	138522		21	23
72582	140855	5305-01-132-5535	23	1
72582	141195		15	8
72582	141242		12	23
72582	141346	5315-00-014-1346	43	12
			52	3
72582	142486		19	12
72582	143338		14	18
72582	144082		14	11
72582	145067		32	3
05748	14943		57	4
			58	6
72582	1635062		63	16
05748	16569		58	12
			60	20
05748	17431	5330-00-013-7774	62	7
72582	179803		10	2

## NATIONAL STOCK NUMBER AND PART NUMBER INDEX

## PART NUMBER INDEX

FSCM	PART NUMBER	STOCK NUMBER	FIG.	ITEM
72582	179816		31	4
72582	179828		34	8
72582	179830		28	1
72582	179835		7	1
72582	179839		39	1
			43	4
72582	179844		44	4
72582	179846		11	8
72582	179847		28	10
72582	179851		10	14
72582	180083		9	1
72582	180120		43	23
72582	180130		17	4
72582	181309		26	4
			26	12
72582	181360		44	14
16764	1851546		6	27
16764	1851612	5305-01-086-3555	5	14
			5	15
16764	1851953		6	67
16764	1851954		6	68
16764	1851966		6	51
16764	1851977		6	24
16764	1851981		6	40
16764	1851983		6	32
16764	1851986		6	54
72582	186270		28	2
24617.	186282	5306-00-007-9858	35	15
			46	1
72582	186283		38	19
72582	186612		35	4
72582	186618		43	27
			56	17
72582	186619		14	20
			16	3
			29	1
			35	13
			56	1
			28	9
72582	186622		44	5
72582	186624	5306-00-122-9721	4	6
72582	186625		21	1
			35	1
			54	1
			56	9
72582	186627	5305-00-206-6776	55	9
72582	186628		4	19
			27	1
72582	186629		55	3
			64	1
72582	186676		11	3

## NATIONAL STOCK NUMBER AND PART NUMBER INDEX

## PART NUMBER INDEX

FSCM	PART NUMBER	STOCK NUMBER	FIG.	ITEM
72582	186679		23	13
16764	1869573	5340-00-844-7921	5	16
11862	1876163	2920-01-085-3656	5	23
16764	1876668	5305-01-086-1076	5	20
16764	1876681	5305-01-081-0465	5	8
16764	1877164	2920-01-054-2161	6	19
72582	187837		24	29
16764	1891055	5961-01-047-6729	5	21
16764	1891925		6	8
05748	18926		60	5
			60	7
05748	18927	5310-01-012-2481	60	6
16764	1894559	5977-01-070-9812	5	11
16764	1894568	5940-01-117-4047	5	10
16764	1894586		5	12
16764	1894594	2920-01-085-7663	5	7
16764	1904419		6	30
16764	1905154		6	34
16764	1914842	5310-00-178-9612	6	13
16764	1914869	5306-00-550-9129	6	6
			6	60
24617	191572	5310-00-596-5152	5	1
16764	1916439		6	11
			6	59
			6	66
16764	1928022		6	26
72582	193004		13	20
			14	8
			14	15
16764	1930611		6	41
16764	1930694	2920-00-502-1243	6	23
16764	1931783		6	36
16764	1931784		6	39
16764	1933879	5940-00-614-9461	6	37
16764	1933999		6	55
11862	1938058	5315-01-121-5079	6	25
16764	1938376	5340-00-793-3265	6	43
72582	193942		32	1
16764	1940477		6	17
16764	1941978	5310-00-949-9299	5	2
16764	1942253	5315-00-854-0759	6	44
16764	1942283		6	29
16764	1945356		6	56
16764	1945620		6	18
16764	1946484	5977-01-116-4730	6	15
16764	1948519		6	49
16764	1948520		6	50
16764	1948521		6	47
16764	1948526		6	46
16764	1949618	2920-00-839-1864	6	48
16764	1950029		6	35

## NATIONAL STOCK NUMBER AND PART NUMBER INDEX

## PART NUMBER INDEX

FSCM	PART NUMBER	STOCK NUMBER	FIG.	ITEM
16744	1950546		6	16
16764	1951180	2920-00-991-3572	6	69
16764	1955994	3120-00-902-2183	6	64
16764	1956975	5305-00-989-0840	5	6
16764	1959514	5305-00-900-8496	6	14
16764	1965104	5305-00-989-5624	5	26
16764	1967042	2920-00-401-9516	6	28
16764	1968396		6	38
16764	1970765		5	4
16764	1971411		5	17
16764	1971528	5961-00-099-9791	5	19
11862	1971993		5	28
16764	1974020	5305-01-118-8781	5	9
16764	1974861	3110-01-105-1210	5	29
16764	1974862	3110-01-105-1933	5	25
11862	1975471	5940-01-098-7479	5	22
16764	1975718	2920-01-112-3832	5	24
16764	1976138	3040-01-111-5676	5	5
16764	1976808		5	30
16764	1978692		6	62
72582	1996097	5930-00-111-8619	63	21
16764	1996471	5930-00-396-2744	63	25
72582	1996471-1		63	22
			63	23
72582	1996471-3		63	24
83259	2-466		60	21
22075	200300		68	
22075	200400		68	
70485	2035	5325-00-889-3260	3	13
			67	13
77273	21-1310-2900-3		63	1
53203	21149		20	8
83156	212050		68	7
83156	212916		68	13
83156	213916		68	11
83156	215300		68	8
83156	216018		68	16
83156	216217		68	15
72582	218217		44	3
			44	21
83156	218350		68	12
53203	220204		20	9
70281	2203B510	4730-00-555-1152	13	4
10001	220718PC16	5315-00-839-2325	11	10
83156	221300		68	9
72582	223435	5306-00-224-1176	6	2
72582	225810	4710-01-128-1572	43	3
05748	22936	5305-01-014-8486	60	4
72582	2337379	4730-00-585-8394	56	25
05748	23824		59	3
			60	1

## NATIONAL STOCK NUMBER AND PART NUMBER INDEX

## PART NUMBER INDEX

FSCM	PART NUMBER	STOCK NUMBER	FIG.	ITEM
05748	24582		59	14
05748	24997	5330-00-871-6915	62	6
05748	24998		60	16
05748	25002	5330-00-922-3450	60	3
05748	25008		60	13
			62	1
72582	25010959	2910-01-122-9517	16	4
72582	25011011	2910-01-129-0466	14	22
05748	25015		60	15
05748	25016	5310-00-890-8071	60	14
05748	2502	5310-00-409-5562	13	27
05748	25644		59	16
05748	26322		59	15
05748	26653		57	22
05748	26658	6685-00-130-3947	57	17
05748	26659		57	9
05748	27016		65	18
05748	27018		65	17
05748	27025SA		65	23
05748	27029		65	12
05748	27030		65	16
05748	27059		69	6
72582	271163		21	12
05748	27160	5340-01-016-2888	67	5
72582	271632		47	1
05748	27188		65	43
05748	27189		67	9
72582	273436		10	9
			10	20
05748	27349		58	16
05748	27350		58	17
05748	27351		58	18
72582	274558		31	1
72582	274844	5365-00-397-4530	24	34
05748	27592		65	4
05748	27593		65	3
05748	27613		3	10
			65	26
05748	27627SA		65	27
05748	28255SA		61	3
05748	28257	3110-00-555-5336	62	9
05748	28259		62	10
05748	28260		62	5
05748	28261		60	19
05748	28268		62	13
05748	28276		61	6
05748	28278	4320-01-026-2049	61	11
			61	12
05748	28279	5305-00-724-5887	61	7
05748	28280		61	8
05748	28281		61	9

## NATIONAL STOCK NUMBER AND PART NUMBER INDEX

## PART NUMBER INDEX

FSCM	PART NUMBER	STOCK NUMBER	FIG.	ITEM
05748	28282		61	15
05748	28379		65	44
05748	28865		59	21
05748	29915		60	22
53203	300000		20	7
53203	3000179		20	6
53203	300179		20	3
53203	300300		20	2
87373	30182-2-4		30	5
87373	30182-4-4	5340-00-152-0128	1	19
72582	3041379	6620-01-159-8836	56	14
05748	30669		60	8
87373	30682-4-4	4730-00-472-4093	1	17
05748	30704		59	9
05748	30705		59	7
05748	30717		60	10
05748	30718	4320-00-228-7424	59	24
05748	30719		58	7
05748	30720SA		58	5
05748	30721		58	8
05748	30722		3	9
			58	4
05748	30728		65	48
05748	30729		65	47
05748	30764SA		13	30
05748	31056		13	2
			13	16
05748	31524SA		67	11
43334	3211XRIAX	3110-00-555-5238	62	11
72582	3222141	5330-00-247-4111	21	35
72582	3223197		7	3
72582	3231135		43	11
05748	33412		13	19
72582	3719219	5306-00-845-1621	15	6
72582	374437	5310-00-735-0572	23	2
05748	37585SA		62	2
05748	37591		57	15
05748	37593		57	5
05748	37594	4730-00-163-4679	57	12
05748	37595		33	5
			7	13
05748	38019		62	12
05748	39493		60	12
05748	39558SA		57	1
05748	39560		60	9
05748	39561		57	23
05748	39586		63	12
05748	39591SA		59	20
79470	4-404		30	2
77900	4014-22-00		65	52
72582	421566		21	21

## NATIONAL STOCK NUMBER AND PART NUMBER INDEX

## PART NUMBER INDEX

FSCM	PART NUMBER	STOCK NUMBER	FIG.	ITEM
09367	4255490		12	14
			42	15
			43	31
			46	4
72582	427588		49	15
89345	428520R91		65	9
83156	430025		68	14
72582	442321		23	9
72582	442323		14	9
			14	14
			14	19
72582	443603		41	2
72582	443762		43	32
72582	444687		51	8
72582	446143		21	9
			21	13
			21	16
			64	7
16764	453435	5310-00-476-7648	5	27
			6	21
72582	454933	5306-00-231-0525	38	20
72582	454990		26	6
			38	5
72582	455297		24	37
72582	456884		24	6
79470	48X5X4		13	10
72582	5033-7001	2815-00-369-4994	25	1
72582	5100104	2815-00-074-1929	37	1
72582	5100420	2920-01-121-6123	4	1
72582	5100428		39	5
			43	5
72582	5100722	5930-01-050-6658	30	6
72582	5101016		48	16
72582	5101258		19	18
72582	5101295		19	17
72582	5101377	5306-01-054-2280	39	2
72582	5101392	5305-01-078-4967	19	21
72582	5101397		19	19
72582	5101779		49	3
72582	5102506	5330-01-117-5877	28	8
72582	5102729		4	9
72582	5102731		4	13
72582	5103313		19	11
72582	5103382		48	12
72582	5104007	2940-01-131-5802	34	12
72582	5104203		37	2
72582	5104293		54	6
72582	5104419		27	6
72582	5104439	5310-00-595-8121	36	7
72582	5104506	5330-01-079-9963	22	6
			49	14



## NATIONAL STOCK NUMBER AND PART NUMBER INDEX

## PART NUMBER INDEX

FSCM	PART NUMBER	STOCK NUMBER	FIG.	ITEM
72582	5104701		42	24
21450	510620	2610-00-262-8772	66	4
72582	5106223		44	10
72582	5106642		41	5
72582	5106906		33	12
72582	5107081		12	17
72582	5107082		12	18
72582	5107223		15	9
72582	5107535		12	1
72582	5108064	4320-00-175-9250	15	2
72582	5108088		56	23
72582	5108131		48	8
72582	5108377	5330-00-907-3649	36	4
72582	5108632		36	3
72582	5108944		56	13
72582	5109158	5307-00-900-8519	36	5
72582	5109253		33	10
72582	5109544		24	27
72582	5109621		33	13
72582	5110373	4720-01-016-8899	56	29
72582	5111467		42	21
72582	5111904		10	22
72582	5112241		14	6
72582	5112899	5307-00-550-1879	36	11
72582	5113657		46	6
72582	5113800		54	9
72582	5113825	3805-00-340-7047	34	2
72582	5114124	5360-00-712-5747	10	5
72582	5114727		10	6
72582	5114974		10	7
72582	5115204		11	12
72582	5115214		33	1
			49	18
			56	22
72582	5116026		24	7
72582	5116072	3040-00-055-1583	41	9
72582	5116092	5330-00-972-5333	29	4
			56	4
72582	5116110	2815-00-103-8561	32	2
72582	5116122		42	3
72582	5116125	2815-00-055-1564	41	4
72582	5116128		41	8
72582	5116142		52	1
72582	5116150		12	2
72582	5116164		12	19
72582	5116165		12	19
72582	5116166		12	19
72582	5116167		12	19
72582	5116168		12	20
72582	5116181		48	6
			48	10

## NATIONAL STOCK NUMBER AND PART NUMBER INDEX

## PART NUMBER INDEX

FSCM	PART NUMBER	STOCK NUMBER	FIG.	ITEM
72582	5116184		48	13
72582	5116189		48	9
24617	5116195	3020-00-820-7843	51	5
72582	5116197	3120-00-792-8251	52	4
72582	5116198	5365-00-792-9028	44	23
72582	5116199	5306-00-792-9786	43	8
72582	5116204		17	1
72582	5116205	5330-00-780-5221	36	10
72582	5116229	5330-00-818-7478	51	2
72582	5116242		42	9
			56	24
72582	5116256	5330-00-081-9091	33	9
72582	5116264		19	15
72582	5116265		19	16
72582	5116266		19	14
72582	5116267		19	13
72582	5116289	3020-00-492-4239	49	25
72582	5116290		42	5
72582	5116292		42	25
72582	5116295	5330-00-792-8976	12	10
72582	5116304		49	24
72582	5116336	5330-00-866-6180	23	15
72582	5116341		41	35
72582	5116354		43	22
72582	5116357	5330-00-613-9397	43	30
72582	5116361		42	12
72582	5116373		43	25
72582	5116380		43	26
72582	5116383		10	23
72582	5116386	5330-00-866-6183	46	10
72582	5116391	5330-00-055-0828	34	11
			50	5
72582	5116409		29	3
			56	3
72582	5116444		10	21
72582	5116447		51	7
72582	5116456		10	24
72582	5116477		35	10
72582	5116483		35	8
72582	5116484		47	3
72582	5119023		55	1
72582	5119127	3120-00-112-0266	24	32
72582	5119198	5306-00-780-5241	41	7
72582	5119277		44	18
72582	5119282	5330-00-792-8988	54	8
72582	5119283		54	7
72582	5119286	5330-00-932-0839	28	14
72582	5119293	2930-00-074-1922	42	20
72582	5119379		40	2
72582	5119391		12	26
72582	5119394		12	4

## NATIONAL STOCK NUMBER AND PART NUMBER INDEX

## PART NUMBER INDEX

FSCM	PART NUMBER	STOCK NUMBER	FIG.	ITEM
72582	5119395	5365-00-849-2105	12	5
72582	5119425		31	7
			56	11
72582	5119426		56	19
72582	5119428	2815-00-900-2988	44	7
72582	5119429		12	6
72582	5119433	5330-00-792-8977	12	7
72582	5119451		28	5
72582	5120098	2815-00-792-9031	34	4
72582	5121051		34	5
72582	5121056		34	10
72582	5121058		34	6
72582	5121062		33	14
72582	5121071	5365-00-088-9876	44	11
72582	5121073	2815-00-080-6562	44	25
72582	5121077	5365-00-761-1985	44	24
72582	5121082	5330-00-866-6187	44	9
72582	5121108		44	2
72582	5121149		14	17
72582	5121181		10	1
72582	5121182		10	17
			14	23
			16	5
			27	5
			42	16
			43	15
72582	5121207		42	4
72582	5121252		9	7
72582	5121254		42	26
72582	5121256	5330-00-179-6227	48	15
72582	5121259		17	6
72582	5121262	2815-00-792-9022	48	1
72582	5121263	5306-00-792-8248	41	1
72582	5121316		43	17
72582	5121334	5330-00-066-0200	49	20
72582	5121366		43	21
72582	5121385		19	6
72582	5121403	5310-00-338-1088	4	5
			12	16
72582	5121459	5340-00-921-6413	43	18
72582	5121464	5306-00-886-6659	12	3
72582	5122281	2815-00-986-0489	49	13
72582	5122623		10	8
72582	5122732		24	46
72582	5122738		24	17
72582	5122741		24	31
72582	5122754		24	50
72582	5122773		24	26
72582	5122783		24	22
72582	5122869		35	7
72582	5123250	2815-00-885-5731	41	33

**NATIONAL STOCK NUMBER AND PART NUMBER INDEX  
PART NUMBER INDEX**

FSCM	PART NUMBER	STOCK NUMBER	FIG.	ITEM
72582	5123330		41	36
72582	5123413		28	12
72582	5123597		24	42
72582	5123700		41	13
			41	19
			41	25
72582	5123711		41	15
			41	21
72582	5123802	5365-00-901-1032	49	19
72582	5123945		38	22
72582	5124394		24	39
72582	5124405	5330-00-891-5611	10	18
72582	5124458		45	3
72582	5124916		11	14
72582	5124918		11	13
72582	5124976		24	1
72582	5125043		24	19
72582	5125044		24	24
72582	5125052	3120-00-377-0968	24	44
72582	5125061	2930-00-112-0438	56	30
72582	5125063		24	12
72582	5125098		7	4
72582	5125101		7	5
72582	5125107		24	48
72582	5125154		24	40
72582	5125190		24	38
72582	5125237		42	10
72582	5125277		24	49
72582	5125323		19	9
72582	5125339		24	25
72582	5125356	5340-00-089-6430	37	4
72582	5125407		24	3
72582	5125426		24	2
72582	5125453		24	14
72582	5125518		19	2
72582	5125571		9	3
			19	3
72582	5125674		24	43
72582	5126038		7	6
72582	5126061		55	11
72582	5126062		55	10
72582	5126066		55	13
72582	5126211		31	6
72582	5126243		24	47
72582	5126436		46	8
72582	5126456		31	2
72582	5126868		35	16
72582	5126929	2815-00-593-6940	44	26
72582	5127077		12	12
72582	5127175	5330-00-878-0139	31	8
72582	5128139	5330-00-001-4935	56	20

## NATIONAL STOCK NUMBER AND PART NUMBER INDEX

## PART NUMBER INDEX

FSCM	PART NUMBER	STOCK NUMBER	FIG.	ITEM
72582	5128640	2815-00-345-6073	41	34
72582	5129251	4720-00-966-9144	56	26
72582	5129623		14	13
72582	5129726		23	8
72582	5129730		24	45
72582	5129737		24	9
72582	5130330		36	9
72582	5130959	2930-00-866-9403	54	10
72582	5130995	5330-00-980-1546	6	4
72582	5131200		55	12
72582	5131433	5310-00-023-4492	4	17
72582	5131685		15	1
72582	5131862		21	3
72582	5131913	5310-00-780-8116	12	9
72582	5131946		22	5
72582	5131961		42	22
72582	5132264		49	21
72582	5132286	2815-00-079-8358	43	2
72582	5132504		45	2
72582	5132527	3020-00-922-2414	5	3
72582	5132803		48	16
72582	5133107	5330-00-235-4885	54	4
72582	5133173	3030-00-208-7495	8	2
72582	5133388	2815-00-933-5249	44	20
72582	5134331	2815-00-903-0905	44	19
72582	5134388		44	12
72582	5134560		15	7
72582	5134899		14	7
72582	5134914		12	22
72582	5135227	3020-00-891 -7699	45	4
72582	5135262		41	16
			41	22
72582	5135267	2815-00-966-9104	41	11
72582	5135268	2815-00-849-2601	41	17
72582	5135805		26	14
72582	5135963		55	14
72582	5135964		26	1
72582	5135967		26	5
72582	5136240		15	18
72582	5136241		15	19
72582	5136372		50	6
72582	5136610		42	8
72582	5137947		4	18
72582	5139297		12	25
72582	5139299		12	21
72582	5139997		42	19
72582	5140279		11	9
72582	5142266	5330-00-152-3265	12	24
72582	5142549		33	2
			56	5
72582	5143270		49	23

## NATIONAL STOCK NUMBER AND PART NUMBER INDEX

## PART NUMBER INDEX

FSCM	PART NUMBER	STOCK NUMBER	FIG.	ITEM
72582	514353		26	9
72582	5143836	2815-00-164-6421	10	4
72582	5144019		41	37
72582	5144375	3020-00-234-2991	32	6
72582	5144425		42	14
72582	5144503		54	5
72582	5144685	2930-00-243-3541	54	3
72582	5144685-1		54	
72582	5144685-2		54	
72582	5144688		54	13
72582	5144702	4730-00-432-1132	56	8
72582	5144861		55	15
72582	5145009		54	12
72582	5145014	4730-00-152-6073	56	21
72582	5145225		23	12
72582	5145913		50	4
72582	5146238		23	6
72582	5146248	5340-01-011-1438	34	1
			34	3
72582	5146337		15	17
72582	5146360		33	8
72582	5146437		43	10
72582	5146648		46	5
72582	5146900		43	13
			44	8
72582	5147454		64	4
72582	5147994	5330-00-792-9026	37	5
72582	5148171		14	24
72582	5148437		33	7
72582	5150023		43	29
72582	5150041		42	23
72582	5150087	5310-00-274-4658	44	1
			44	13
72582	5150131		43	16
72582	5150140		48	3
72582	5150155	5330-00-624-6296	28	6
72582	5150193	5330-00-212-6290	15	4
72582	5150250		17	5
72582	5150302		41	31
72582	5150303	5365-00-282-5031	41	30
72582	5150311		41	27
72582	5150312		41	14
			41	20
			41	26
72582	5150314		41	12
			41	18
			41	24
72582	5150318		41	28
72582	5150568		22	2
			49	11
72582	5150829	5340-00-921-5379	34	7

## NATIONAL STOCK NUMBER AND PART NUMBER INDEX

## PART NUMBER INDEX

FSCM	PART NUMBER	STOCK NUMBER	FIG.	ITEM
72582	5151272	5340-00-841-9141	41	10
72582	5151277		44	27
72582	5151449		42	18
72582	5151601	5310-00-270-7111	41	29
72582	5152138		17	2
72582	5152148		17	3
72582	5152385	2815-00-354-1170	31	3
72582	5154216		15	3
72582	5154453		42	17
72582	5155782		23	5
72582	5157244		10	13
			45	1
72582	5159714	5310-00-999-0424	64	3
72582	5160388		14	2
72582	5161003	5330-00-599-5577	15	13
72582	5162837	2930-00-112-0439	35	3
72582	5164294	5310-00-416-4070	40	3
			43	6
72582	5166265		23	10
72582	5169721		56	7
72582	5170489		49	7
72582	5171531		26	13
72582	5172734		44	16
72582	5174971		15	12
72582	5174973		15	16
72582	5175882	5330-01-109-6608	28	13
72582	5177083		24	16
72582	5177623		14	1
			14	16
72582	5177773		46	7
72582	5177777		46	9
72582	5178347		37	3
72582	5179954	2815-00-600-5567	41	23
72582	5180291		47	2
72582	5181746		15	10
72582	5181747		15	11
72582	5182977		10	12
72582	5184255		23	7
72582	5184301	5330-00-297-0428	56	12
72582	5184530		15	14
72582	5186858	5360-00-252-8444	41	32
72582	5195078	4320-00-629-6387	15	
72582	5195675		21	5
72582	5195685		32	4
72582	5195714		32	5
72582	5195723		21	4
72582	5195820	2990-00-785-3828	21	33
72582	5195822	5330-00-276-1853	21	29
72582	5195824		21	30
72582	5195834		21	20
72582	5195838		21	14

## NATIONAL STOCK NUMBER AND PART NUMBER INDEX

## PART NUMBER INDEX

FSCM	PART NUMBER	STOCK NUMBER	FIG.	ITEM
72582	5195841	5310-01-069-4786	21	17
72582	5195842		21	18
72582	5195846		21	7
72582	5195848		21	32
72582	5195867		21	34
72582	5195928		52	2
72582	5195929	3120-00-792-9843	53	1
72582	5195933		48	14
72582	5195935		52	1
72582	5196053		10	19
72582	5196490		43	7
72582	5196660	3120-00-079-8359	52	2
72582	5196661	3120-00-079-8360	52	2
72582	5196662	3120-00-079-8361	52	2
72582	5196663	3120-00-080-6734	52	2
72582	5196664	3120-00-080-6741	53	1
72582	5196665	3120-00-080-6392	53	1
72582	5196666	3120-00-088-4542	53	1
72582	5196667	3120-00-080-6395	53	1
72582	5196752		42	12
72582	5196755	2815-00-080-6738	52	4
72582	5196756	2815-00-080-6739	52	4
72582	5196793		45	5
72582	5196851	3120-00-781-7773	51	1
72582	5196856		24	28
72582	5197279		54	
72582	5197415	2815-00-902-1993	46	3
72582	5197822		55	6
72582	5197852	5306-00-789-4849	48	5
72582	5197891		21	8
72582	5197892		21	24
72582	5197893		21	25
72582	5197894	5930-00-776-7057	21	27
72582	5197895		21	28
72582	5197896		21	26
72582	5197897		21	31
72582	5198041	2815-00-907-4820	12	
72582	5198179		48	2
72582	5198203		42	11
72582	5198209	3120-00-080-6555	43	9
72582	5198485		21	6
72582	5198502	3120-00-113-0612	51	4
72582	5198503	5330-00-112-0144	51	3
72582	5198529		42	
72582	5198558		15	5
72582	5198655		42	13
72582	5198683	2990-00-234-3015	12	
72582	5198822		48	11
72582	5198877		48	7
72582	5198899	2815-00-936-8251	48	
72582	5199323	2815-00-886-8207	42	1



## NATIONAL STOCK NUMBER AND PART NUMBER INDEX

## PART NUMBER INDEX

FSCM	PART NUMBER	STOCK NUMBER	FIG.	ITEM
72582	5199527	5330-00-004-3443	42	
72582	5199560	4320-00-175-9250	15	
72582	5199633		54	
72582	5199778	4720-01-039-6518	56	28
72582	5199791	5330-00-397-4561	43	
72582	5199811	2815-00-792-9839	42	
72582	5226186		18	11
72582	5226400	3020-00-272-6038	18	21
72582	5226414		18	8
72582	5226416		18	25
72582	5226719		18	22
72582	5226912		18	24
72582	5228104	2910-00-126-9713	18	3
72582	5228109		18	13
72582	5228583		18	23
72582	5228586		18	20
72582	5228587	2910-00-374-4929	18	12
72582	5228588		18	9
72582	5228594		18	15
72582	5228596		18	17
72582	5228601		18	4
72582	5228608		18	2
71934	5228694		18	19
71934	5228696	2910-99-034-3918	18	18
72582	5228739		18	7
72582	5228749	2910-00-903-0910	18	6
72582	5228766		18	16
72582	5228769	2910-00-920-7580	18	
72582	5228772		18	1
72582	5228783		17	7
72582	5229034	2910-00-004-8422	18	14
72582	5229167	5330-00-364-3434	18	10
72582	5229649	2910-00-073-3010	18	
05748	53572		3	12
05748	53573		3	14
05748	53598		60	11
05748	57057SA		58	9
05748	57063SA		67	1
05748	57067SA		13	6
			13	23
05748	57069SA		65	56
05748	57084SA		65	32
05748	57089		13	14
05748	57098		3	2
05748	57099SA		65	24
23544	5714		66	8
05748	57399		65	29
05748	57438		65	28
05748	57439		65	30
05748	57896SA		67	12
05748	57949		66	3

## NATIONAL STOCK NUMBER AND PART NUMBER INDEX

## PART NUMBER INDEX

FSCM	PART NUMBER	STOCK NUMBER	FIG.	ITEM
05748	57952		66	2
05748	57953		66	7
05748	57954		66	11
05748	57955		66	13
05748	57956		66	12
05748	57957		66	14
05748	58129SA		68	10
05748	58130SA		65	33
05748	58158SA		65	39
05748	58165		65	38
05748	58166		65	37
14959	592 1-4	4730-00-175-6237	57	6
43766	6062-2	3110-00-395-2941	24	36
41340	61 -4704	2540-00-248-0431	68	6
87373	61 CA-2		20	5
70040	6464939	6620-01 -106-3553	30	4
70040	6469636	6620-01 -072-2027	63	17
70040	6474391		63	19
05748	67499		59	19
05748	67502		59	17
24144	7-6022		63	11
24144	7-6022-1		63	9
24144	7-6022-2		63	10
83156	700100		66	9
83156	700400		66	10
05748	72147SA		68	17
05748	72202SA		65	1
05748	72333SA		3	11
05748	72452SA		66	1
05748	72461 SA		3	1
05748	72462SA		3	4
05748	72841 SA		65	13
05748	72848SA		65	22
05748	72926SA		13	1
05748	73455		68	1
05748	73477		13	5
			13	22
05748	772203-30		33	3
16764	800139	3120-01-083-9677	6	12
16764	821453		6	70
24161	8300-2	3030-00-865-2470	8	1
87373	831-4	4720-00-847-1710	30	1
72582	839103		48	4
72582	8501328		28	7
09393	8680-S7		13	24
24144	88-1010		63	13
72582	8920537	4730-01 -125-9989	29	5
			56	27
72582	8921410		16	6
72582	8921666		4	21
72582	8921717	5945-00-552-3506	64	8

**NATIONAL STOCK NUMBER AND PART NUMBER INDEX  
PART NUMBER INDEX**

<b>FSCM</b>	<b>PART NUMBER</b>	<b>STOCK NUMBER</b>	<b>FIG.</b>	<b>ITEM</b>
72582	8921741		42	2
72582	8923814	2815-00-620-4779	41	6
72582	904827	3110-00-792-8990	54	11
72582	905619		35	9
72582	9407493		21	22
72582	9409018		12	15
72582	9409028	5306-00-940-9028	40	1
			44	17
			44	22
72582	9409034		12	11
24617	9409079	5306-00-940-9079	43	19
			49	16
72582	9409126	5306-00-543-5696	49	1
72582	9411502		24	20
72582	9411504	5365-00-657-7565	24	23
72582	9412018		49	22
24617	9413509	5310-00-768-0318	65	19
72582	9414215		49	5
72582	9414285		23	11
72582	9414322		23	14
16764	9415235	5365-00-715-1152	6	45
16764	9415318		6	33
24617	9418228	5306-00-064-5356	6	1
72582	9419442		21	19
16764	9421424		6	53
16764	9421425		6	31
72582	9422203		19	10
16764	9427882		6	9
			6	57
			6	63
72582	9428477		24	33
72582	9431895	3110-01 -045-6486	24	41
72582	9433110		12	8

By Order of the Secretary of the Army:

JOHN A. WICKHAM, JR.  
*General, United States Army*  
*Chief of Staff*


Official:

DONALD J. DELANDRO  
*Brigadier General, United States Army*  
*The Adjutant General*

DISTRIBUTION:

To be distributed in accordance with DA Form 12-25A, Organizational and Direct and General Support Maintenance Requirements for Pumps, Fresh Water.

RECOMMENDED CHANGES TO EQUIPMENT TECHNICAL PUBLICATIONS

 <div style="border: 1px solid black; border-radius: 15px; padding: 5px; display: inline-block; margin-left: 10px;"> <p style="margin: 0;"><i>THEN...JOT DOWN THE DOPE ABOUT IT ON THIS FORM. CAREFULLY TEAR IT OUT, FOLD IT AND DROP IT IN THE MAIL.</i></p> </div>		SOMETHING WRONG WITH PUBLICATION	
		FROM: (PRINT YOUR UNIT'S COMPLETE ADDRESS)	
		DATE SENT	
PUBLICATION NUMBER		PUBLICATION DATE	PUBLICATION TITLE
<b>BE EXACT PIN-POINT WHERE IT IS</b>			
PAGE NO.	PARA- GRAPH	FIGURE NO.	TABLE NO.
<div style="display: flex; justify-content: space-between;"> <div style="width: 30%;"></div> <div style="width: 65%; text-align: center;"> <p style="margin: 0;"><b>IN THIS SPACE, TELL WHAT IS WRONG AND WHAT SHOULD BE DONE ABOUT IT.</b></p> </div> </div>			
PRINTED NAME, GRADE OR TITLE AND TELEPHONE NUMBER			SIGN HERE

## The Metric System and Equivalents

### *Linear Measure*

1 centimeter = 10 millimeters = .39 inch  
 1 decimeter = 10 centimeters = 3.94 inches  
 1 meter = 10 decimeters = 39.37 inches  
 1 dekameter = 10 meters = 32.8 feet  
 1 hectometer = 10 dekameters = 328.08 feet  
 1 kilometer = 10 hectometers = 3,280.8 feet

### *Weights*

1 centigram = 10 milligrams = .15 grain  
 1 decigram = 10 centigrams = 1.54 grains  
 1 gram = 10 decigrams = .035 ounce  
 1 decagram = 10 grams = .35 ounce  
 acres  
 1 hectogram = 10 decagrams = 3.52 ounces  
 1 kilogram = 10 hectograms = 2.2 pounds  
 1 quintal = 100 kilograms = 220.46 pounds  
 1 metric ton = 10 quintals = 1.1 short tons

### *Liquid Measure*

1 centiliter = 10 milliliters = .34 fl. ounce  
 1 deciliter = 10 centiliters = 3.38 fl. ounces  
 1 liter = 10 deciliters = 33.81 fl. ounces  
 1 dekaliter = 10 liters = 2.64 gallons  
 1 hectoliter = 10 dekaliters = 26.42 gallons  
 1 kiloliter = 10 hectoliters = 264.18 gallons

### *Square Measure*

1 sq. centimeter = 100 sq. millimeters = .155 sq. inch  
 1 sq. decimeter = 100 sq. centimeters = 15.5 sq. inches  
 1 sq. meter (centare) = 100 sq. decimeters = 10.76 sq. feet  
 1 sq. dekameter (are) = 100 sq. meters = 1,076.4 sq. feet  
 1 sq. hectometer (hectare) = 100 sq. dekameters = 2.47  
 1 sq. kilometer = 100 sq. hectometers = .386 sq. mile

### *Cubic Measure*

1 cu. centimeter = 1000 cu. millimeters = .06 cu. inch  
 1 cu. decimeter = 1000 cu. centimeters = 61.02 cu. inches  
 1 cu. meter = 1000 cu. decimeters = 35.31 cu. feet

### Approximate Conversion Factors

<i>To change</i>	<i>To</i>	<i>Multiply by</i>	<i>To change</i>	<i>To</i>	<i>Multiply by</i>
inches	centimeters	2.540	ounce-inches	Newton-meters	.007062
feet	meters	.305	centimeters	inches	.394
yards	meters	.914	meters	feet	3.280
miles	kilometers	1.609	meters	yards	1.094
square inches	square centimeters	6.451	kilometers	miles	.621
square feet	square meters	.093	square centimeters	square inches	.155
square yards	square meters	.836	square meters	square feet	10.764
square miles	square kilometers	2.590	square meters	square yards	1.196
acres	square hectometers	.405	square kilometers	square miles	.386
cubic feet	cubic meters	.028	square hectometers	acres	2.471
cubic yards	cubic meters	.765	cubic meters	cubic feet	35.315
fluid ounces	milliliters	29,573	cubic meters	cubic yards	1.308
pints	liters	.473	milliliters	fluid ounces	.034
quarts	liters	.946	liters	pints	2.113
gallons	liters	3.785	liters	quarts	1.057
ounces	grams	28.349	liters	gallons	.264
pounds	kilograms	.454	grams	ounces	.035
short tons	metric tons	.907	kilograms	pounds	2.205
pound-feet	Newton-meters	1.356	metric tons	short tons	1.102
pound-inches	Newton-meters	.11296			

### Temperature (Exact)

°F	Fahrenheit temperature	5/9 (after subtracting 32)	Celsius temperature	°C
----	------------------------	----------------------------	---------------------	----

**PIN: 062445-000**